

OCTOBER 2020

Updated March 16, 2021

THE 2020

# LAW FIRM CLIMATE CHANGE SCORECARD



LAW STUDENTS *for*  
CLIMATE ACCOUNTABILITY

# CLIMATE SCORES FOR VAULT 100 LAW FIRMS

1

CLIMATE SCORE	FIRMS
<b>A</b>	<p>Cozen O'Connor Schulte Roth &amp; Zabel</p> <p>Sheppard, Mullin, Richter &amp; Hampton Wilson Sonsini Goodrich &amp; Rosati</p>
<b>B</b>	<p>Arent Fox Cooley Davis Wright Tremaine Drinker Biddle &amp; Reath Fenwick &amp; West Fish &amp; Richardson Goodwin Procter</p> <p>Irell &amp; Manella Littler Mendelson Mintz, Levin, Cohn, Ferris, Glovsky, &amp; Popeo Pepper Hamilton Seyfarth Shaw WilmerHale Winston &amp; Strawn</p>
<b>C</b>	<p>Ballard Spahr Boies Schiller Flexner Bryan Cave Leighton Paisner Debevoise &amp; Plimpton Duane Morris Foley Hoag Fox Rothschild Fried, Frank, Harris, Shriver &amp; Jacobson Jenner &amp; Block</p> <p>Kilpatrick Townsend &amp; Stockton Kramer Levin Naftalis &amp; Frankel McDermott Will &amp; Emery Nixon Peabody Proskauer Rose Quinn Emmanuel Urquhart &amp; Sullivan Williams &amp; Connolly Willkie Farr &amp; Gallagher</p>
<b>D</b>	<p>Alston &amp; Bird Arnold &amp; Porter Kaye Scholer Blank Rome Cadwalader, Wickersham &amp; Taft Cahill Gordon &amp; Rendell Cleary Gottlieb Steen &amp; Hamilton Covington &amp; Burling Crowell &amp; Moring Davis Polk &amp; Wardwell Dechert Dentons DLA Piper Foley &amp; Lardner Greenberg Traurig Haynes and Boone Holland &amp; Knight Hughes Hubbard &amp; Reed Jones Day K &amp; L Gates</p> <p>Katten Muchin Rosenman Kellogg, Hansen, Todd, Figel, &amp; Frederick Locke Lord Mayer Brown Morgan, Lewis &amp; Bockius Morrison &amp; Foerster Norton Rose Fulbright O'Melveny &amp; Myers Orrick Herrington &amp; Sutcliffe Paul Hastings Perkins Coie Pillsbury Winthrop Shaw Pittman Reed Smith Ropes &amp; Gray Steptoe &amp; Johnson Susman Godfrey Troutman Sanders Venable Wachtell, Lipton, Rosen, &amp; Katz Weil, Gotshal &amp; Manges</p>
<b>F</b>	<p>Akin Gump Strauss Hauer &amp; Feld Allen &amp; Overy Baker &amp; Hostetler Baker Botts Baker McKenzie Clifford Chance Cravath, Swaine, &amp; Moore Freshfields Bruckhaus Deringer Gibson, Dunn, &amp; Crutcher Hogan Lovells King &amp; Spalding Kirkland &amp; Ellis Latham &amp; Watkins</p> <p>Linklaters McGuire Woods Milbank Munger, Tolles &amp; Olson Paul, Weiss, Rifkind, Wharton &amp; Garrison Shearman &amp; Sterling Sidley Austin Simpson Thacher &amp; Bartlett Skadden, Arps, Slate, Meagher, &amp; Flom Squire Patton Boggs Sullivan &amp; Cromwell Vinson &amp; Elkins White &amp; Case</p>

# TABLE OF CONTENTS

AUTHORS & ACKNOWLEDGEMENTS .....	3
EXECUTIVE SUMMARY.....	4
I: THE ROLE OF LAW FIRMS IN THE CLIMATE CRISIS.....	11
II: LAW FIRMS, LEGAL ETHICS, & THE CLIMATE CRISIS.....	17
III: METHODS.....	19
IV: RESULTS.....	26
V: LIMITATIONS.....	31
VI: RECOMMENDATIONS.....	36
VII: COMMITMENTS.....	38
APPENDICES.....	44





## LEAD AUTHORS

Tim Hirschel-Burns

Alisa White

## AUTHORS

Karen Anderson

Scott Stern

Camila Bustos

Rachael Stryer

Lexi Smith

## ACKNOWLEDGEMENTS

The authors of the Law Firm Climate Change Scorecard (2020) thank Han Chen at Natural Resources Defense Council and Jennifer Skene at Yale Law School and Natural Resources Defense Council for their helpful input throughout the development of this report. We further thank Jamie Henn of Fossil Free Media for his advice and support for the graphic design of this report. Thank you to Christine Irvine and Sean Cann for their excellent graphic design and website design support, respectively.


# EXECUTIVE SUMMARY

Climate change is the defining issue of this century. Unless we rapidly change course, climate change will continue to produce catastrophic warming, extreme weather events, and hundreds of millions of deaths from 2020 to 2100. [1] The consequences of climate change will fall disproportionately on low-income communities and communities of color, and large regions of the globe will be rendered uninhabitable. The fossil fuel industry continues to pursue a business model incompatible with the scientific consensus on climate change.

When future generations look back at the origins of the climate crisis, they will see that too many law firms were on the wrong side of history. Law firms constitute an indispensable pillar of support for the fossil fuel industry. When fossil fuel companies want to build new pipelines and refineries, law firms write the contracts and advise the project financing. Law firms lobby public officials to roll back environmental regulations and give tax breaks to polluters. And when fossil fuel companies face lawsuits seeking to hold them liable for violating laws and damaging communities, law firms work to get them off the hook in exchange for substantial legal fees.

The 2020 Law Firm Climate Change Scorecard is the first to detail the scale of top law firms' role in the climate crisis. Using the best data available, the 2020 Law Firm Climate Change Scorecard analyzes litigation, transactional, and lobbying work conducted by the 2020 Vault Law 100 law firms—the 100 most prestigious law firms in the United States—from 2015 to 2019. Each firm receives an overall Climate Score reflecting its contribution to the climate crisis based on the data in these three categories.

On page one of this report, we list the Climate Scores of every Vault 100 firm. Sections I and II describe in further depth the role of the legal industry in driving the climate crisis. Section III details the methods used to grade the Vault 100 firms. Then, Sections IV and V detail the results and limitations of the report. Sections VI and VII provide recommendations to law students, law firms, and law firm clients on how to use the information in this report as well as commitments that law firms and law students can make to address the role of law firms in the climate crisis. Appendix B provides a profile of each Vault 100 firm, including their Climate Score and the amount of work they conducted in each category evaluated in this report.



This report shows that Vault 100 firms lend their services to clients engaged in expanding fossil fuel dependence and exacerbating climate change far more than clients working to mitigate climate change. From 2015 to 2019:

- Vault 100 firms worked on ten times as many cases exacerbating climate change as cases addressing climate change: 278 cases compared to 26 cases.
- Vault 100 firms were the legal advisors on five times more transactional work for the fossil fuel industry than the renewable energy industry: \$1.3 trillion of transactions compared to \$271 billion of transactions.
- Vault 100 firms lobbied five times more for fossil fuel companies than renewable energy companies: for \$36.5 million in compensation compared to \$6.8 million in compensation.

Of the Vault 100 firms, only four firms receive an A Climate Score, while 14 receive a B, 15 receive a C, 41 receive a D, and 26 receive an F. Climate Scores for each firm are shown on page one of this report. While these Climate Scores show that the Vault 100 firms as a whole are in need of significant improvement, some firms contribute far more to the climate crisis than others. Within the Vault 100 rankings, individual firms differ significantly in the scale of their contribution. For example:

- Paul, Weiss worked on as many cases exacerbating climate change as 62 other Vault 100 firms combined.
- Allen & Overy was the legal advisor on more transactional work for the fossil fuel industry than 78 other Vault 100 firms combined.
- Hogan Lovells lobbied more for fossil fuel companies than 92 other Vault 100 firms combined.

As this report elucidates, law firms are not neutral actors. The Vault 100 firms have no shortage of clients to choose from, and too many have chosen the side of the actors destroying humanity's chance to avert the climate crisis. The firms included in this report often defend their reputations by pointing to their pro bono work and sustainability projects. While these efforts are valuable, firms' work on behalf of paying clients holds much more significance in the fight against climate change. No Vault 100 firm dedicates more than 11% of its billable hours to pro bono clients, [2] and most dedicate substantially less.

However, this report also acknowledges the role law firms can and do have in mitigating the climate crisis. Firms are graded based not only on their contributions to the fossil fuel industry, but also their support of the renewable energy industry and their litigation to mitigate climate change. We factor in this positive work to illustrate a path forward for law firms that seek to affirmatively fight climate change through their work.

The legal industry needs to fully address its role in the climate crisis. We hope this report will assist a wide range of individuals involved in the legal industry and help the legal industry begin the process of reckoning and change.

**First, this report provides law students and young lawyers with a resource when deciding on their current and future employment.** We cannot ignore the role of law firms in exacerbating the climate crisis, and this report is another step in raising consciousness of how our employment choices shape the world. We, the next generation of lawyers, can choose what firms to work for and where to spend our careers. We can ask law firms how they plan to address their role in the crisis and hold them accountable to do so.

**Second, we hope this report will spur change in the Vault 100 firms**

**themselves.** Vault 100 firms undoubtedly provide excellent representation. These firms could use their extraordinary skills to accelerate the transition to a sustainable future, but too many are instead lending their services to the companies driving the climate crisis. Law firms cannot maintain reputations as socially responsible actors if they continue to support the destructive fossil fuel industry. We hope that firms will recognize the need for change. Firms can take the Law Firm Climate Responsibility Pledge included in this report to agree to stop taking on new fossil fuel industry work, continue to take on renewable energy industry work and litigation to fight climate change, and to completely phase out fossil fuel work by 2025.

**Third, this report calls upon clients of Vault 100 law firms,** some of whom have their own commitments to mitigate climate change, to ensure their legal

representation is as committed to fighting the global climate crisis as they are. [3] We encourage law firm clients to review this report and insist the law firms they hire phase out support for the fossil fuel industry.

From schoolchildren taking to the streets to universities, investment funds, and banks shifting funding out of fossil fuels, all sectors of society are reckoning with their role in addressing climate change. It's time for the legal industry to join them. This report should serve as a wake-up call for law firms to stop lending their services to the fossil fuel industry—and instead use their skills and power to fight climate change. This change will not happen overnight, but time is running out to prevent the worst effects of the crisis. This report is only the beginning.



“

ALL SECTORS OF SOCIETY ARE RECKONING WITH THEIR ROLE IN ADDRESSING CLIMATE CHANGE. **IT'S TIME FOR THE LEGAL INDUSTRY TO JOIN THEM.** THIS REPORT SHOULD SERVE AS A WAKE-UP CALL FOR LAW FIRMS TO STOP LENDING THEIR SERVICES TO THE FOSSIL FUEL INDUSTRY—AND INSTEAD USE THEIR SKILLS AND POWER TO FIGHT CLIMATE CHANGE.

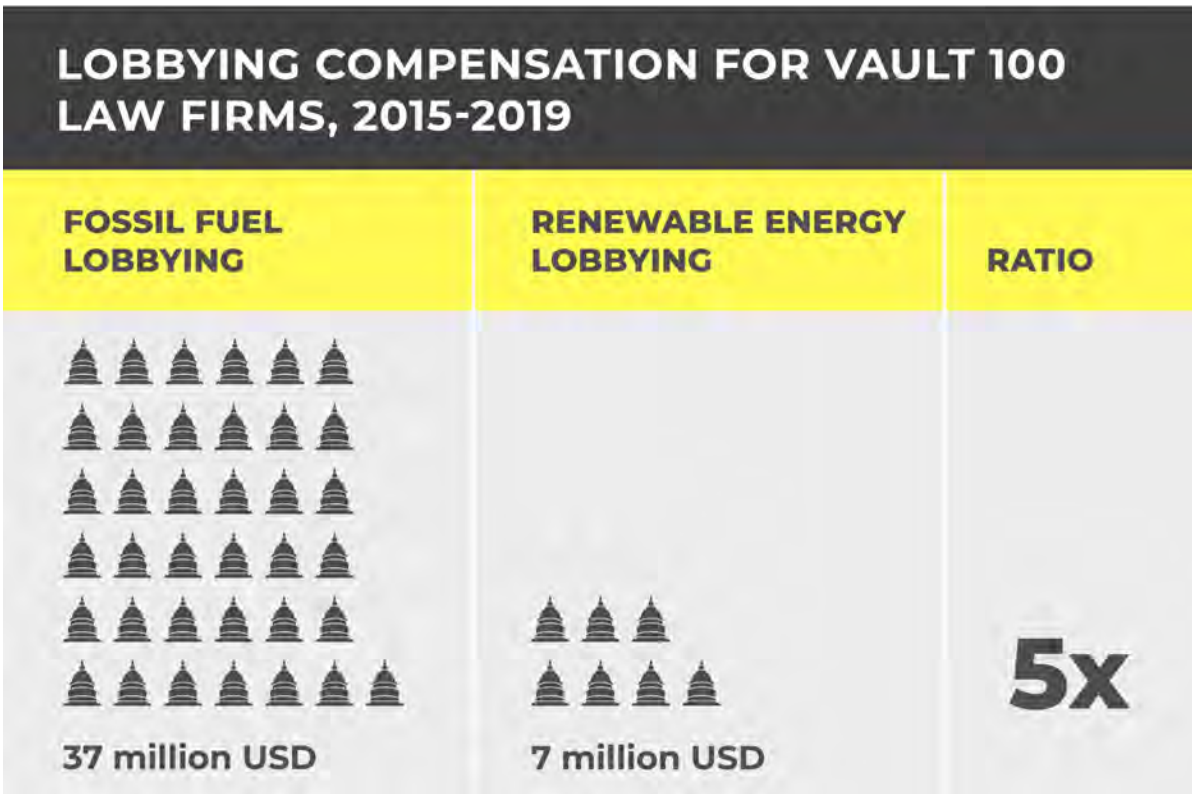


- **Paul, Weiss** worked on as many cases exacerbating climate change as 62 other Vault 100 firms combined.
- **Allen & Overy** was the legal advisor on more transactional work for the fossil fuel industry than 78 other Vault 100 firms combined.
- **Hogan Lovells** lobbied more for fossil fuel companies than 92 other Vault 100 firms combined.

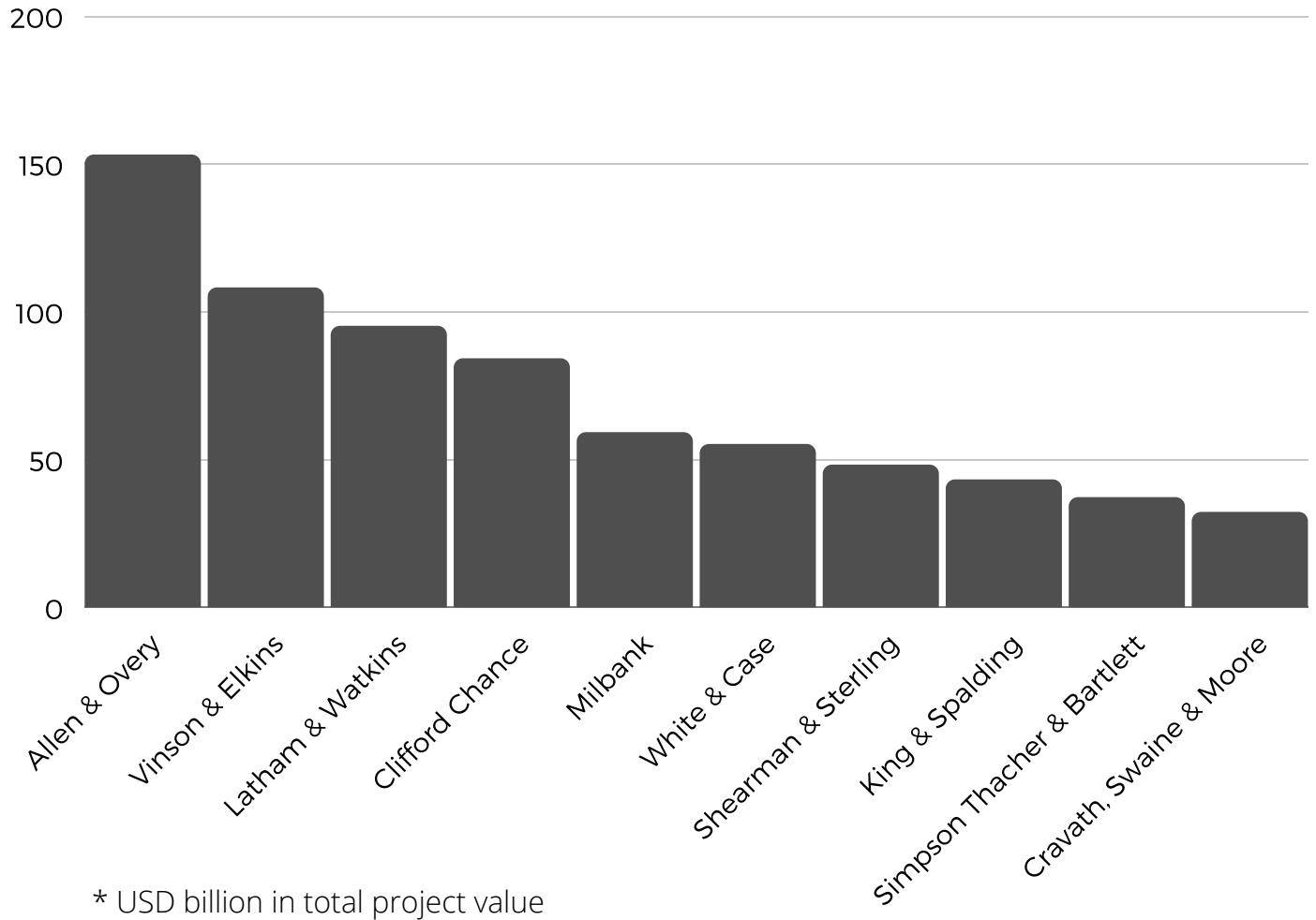
## TOTAL NUMBER OF ACTIVE CASES ACROSS VAULT 100 LAW FIRMS, 2015-2019

CASES EXACERBATING CLIMATE CHANGE	CASES MITIGATING CLIMATE CHANGE	RATIO
 <p>278 cases</p>	 <p>26 cases</p>	<p><b>10x</b></p>



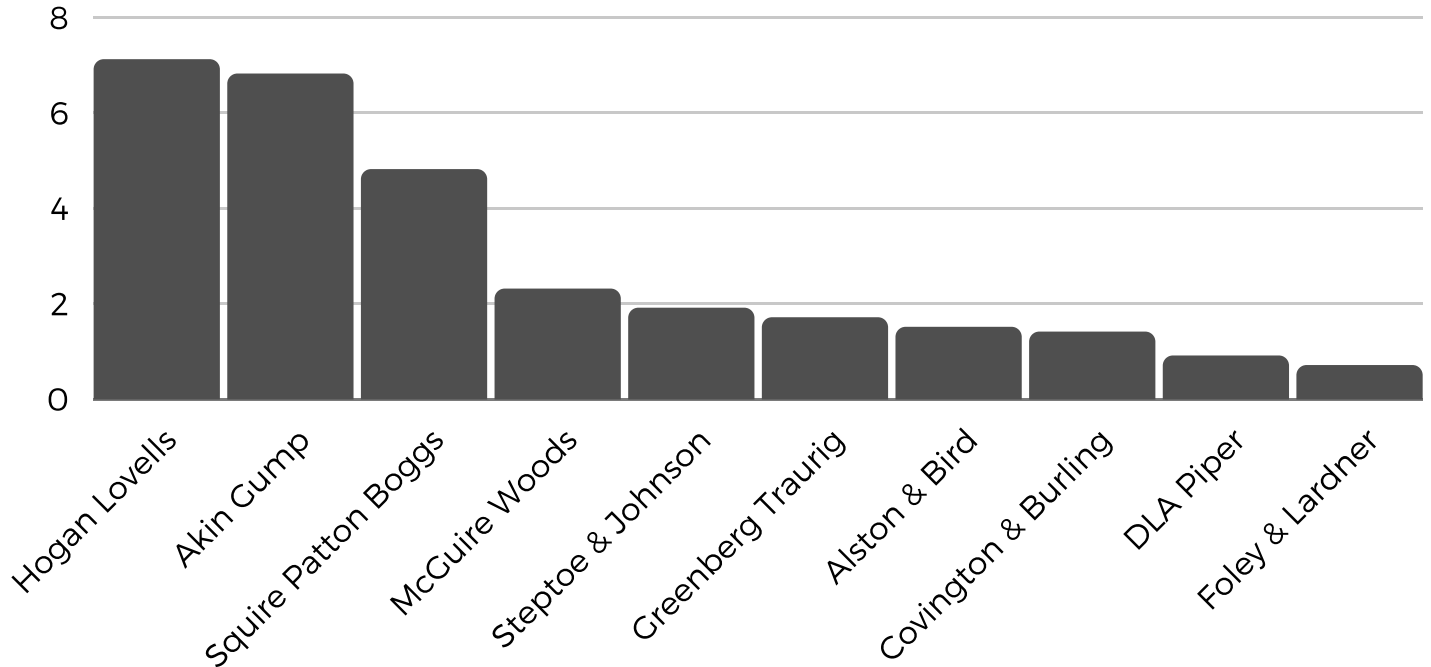


## TOP 10 WORST FIRMS: NET TRANSACTIONAL WORK FOR THE FOSSIL FUEL INDUSTRY, 2015-2019 (USD BILLION\*)



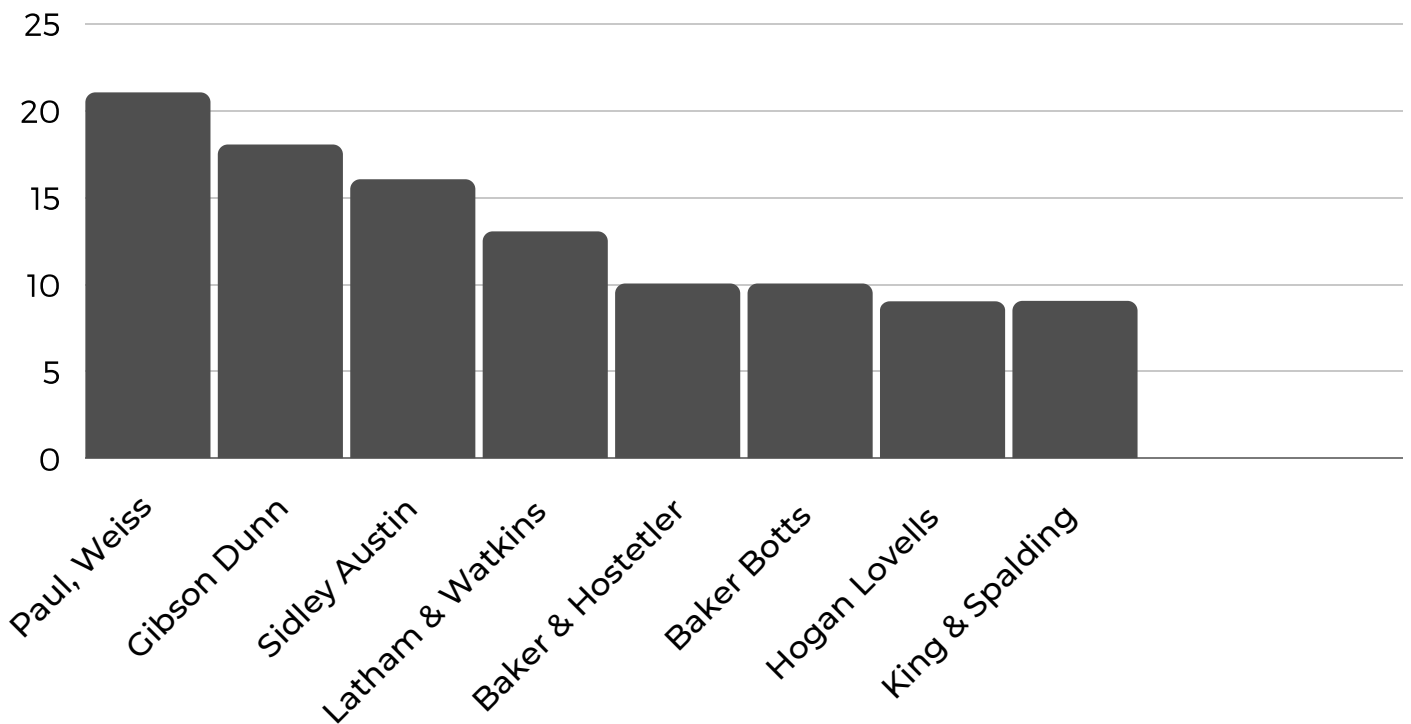
**Latham & Watkins** is the only firm to be in the Top 5 Worst Firms for *both transactions and litigation* exacerbating climate change

## TOP 10 WORST FIRMS: NET **LOBBYING** WORK FOR THE FOSSIL FUEL INDUSTRY, 2015-2019 (USD MILLION\*)



\* USD million in compensation for law firm

## TOP 8 WORST FIRMS: NET **LITIGATION EXACERBATING CLIMATE CHANGE**, 2015-2019 (ACTIVE CASES)

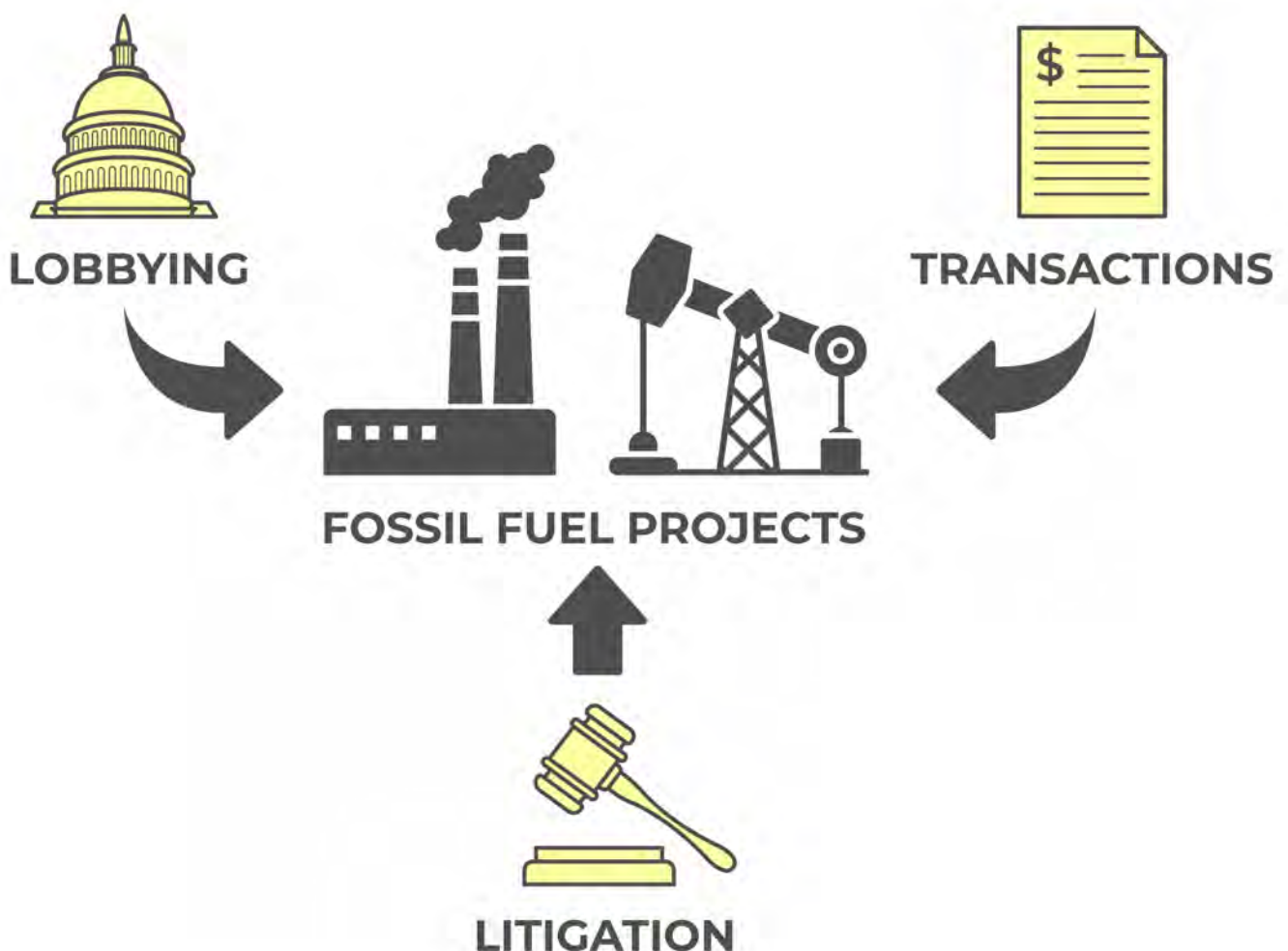


## SECTION I:

# THE ROLE OF LAW FIRMS IN THE CLIMATE CRISIS

Industries and institutions in the United States are experiencing a long overdue reckoning with the global impacts of the fossil fuel industry. Divestment campaigns have led institutions including governments, universities, and philanthropies to move their money out of coal, oil, and gas companies for both moral and financial reasons—a seismic shift of nearly \$15 trillion in divested funds. [4] More than 2,500 political candidates have pledged to reject campaign contributions from the fossil fuel industry. [5] Investment banks and insurance companies including BlackRock, Goldman Sachs, and Liberty Mutual are responding to societal pressure to shift away from fossil fuel projects. [6]

Meanwhile, the legal profession has largely escaped scrutiny—despite the integral role of lawyers in the transactions that finance fossil fuels, the litigation that prevents climate accountability in the courts, and the lobbying that preserves the destructive status quo in Congress. This report shines new light on how the most prestigious law firms in the United States continuously deploy their legal firepower to accelerate the climate crisis.



**Transactions:** Supporting every coal mine, oil well, and gas pipeline is a web of contracts. Legal advisors make continued fossil fuel activity possible by orchestrating primary financing of fossil fuel infrastructure, asset acquisition, company acquisition, refinancing, and privatization.

Law firms could use these same skills to accelerate the transition to a sustainable, renewable economy. Instead, law firms are supporting fossil fuel projects, many of which lock us into decades of global reliance on fossil fuel infrastructure. Overall, Vault 100 firms lend far more transactional support to the fossil fuel industry than the renewable energy industry.

From 2015 to 2019, Vault 100 firms conducted five times more transactional work for the fossil fuel industry than the renewable energy industry, by total project value. From 2015 to 2019, Vault 100 firms supported fossil fuel transactions with a total value of \$1.3 trillion, including the following projects:

- In 2016, Allen & Overy, Milbank, Norton Rose Fulbright, and Shearman & Sterling advised the primary financing of the Central Java Coal-Fired Power Plant, a 2000MW plant, a \$4.3 billion dollar transaction. Over 3,500 people gathered in Jakarta, Indonesia in May 2016 to protest the project, both for its local public health impacts (including releases of neurotoxic air pollutants) and its contribution of 10.8 million tonnes of carbon dioxide into the atmosphere every year. [7]
- In 2015, Royal Dutch Shell acquired BG Group for \$70 billion, an acquisition that was at the time the 14th largest M&A deal in the world. Cravath, Swaine & Moore acted as counsel to Shell while Allen & Overy represented Bank of America, the mandated lead arranger and sole lender.

- Milbank; Morrison & Foerster; Morgan, Lewis & Bockius; Nixon Peabody; Orrick, Herrington & Sutcliffe; Reed Smith; and Shearman & Sterling all advised on the financing of Cricket Valley Energy Center in Dover, New York. Local residents have protested the power plant.

**Litigation:** Law firms provide fossil fuel companies with an army of litigators to vastly outnumber the public interest lawyers trying to hold the industry accountable. Firm lawyers have been working on a steady stream of lawsuits aimed at evading environmental regulations or undermining climate protections altogether. [8] Firm lawyers represent the fossil fuel industry against the public as state and local governments seek to recover for climate damages and put a stop to climate fraud. [9] Some fossil fuel companies even pursue lawsuits against climate activists in an attempt to chill future protests. [10] From 2015-2019, Vault 100 firms worked on 286 cases exacerbating climate change and only 26 cases addressing climate change. These cases exacerbating climate change include:

- *Rhode Island v. Chevron Corp.:* The state of Rhode Island brought suit to hold fossil fuel companies liable for climate change damages that adversely affect the state. No Vault 100 firms supported the plaintiffs, while eleven Vault 100 firms represented fossil fuel company defendants.
- *Atlantic Coast Pipeline, LLC v. Federal Energy Regulatory Commission:* Hogan Lovells and Latham & Watkins represented Atlantic Coast Pipeline, LLC and Dominion Energy as they sought to construct and operate the Atlantic Coast Pipeline. This 600-mile pipeline would cross under the Appalachian trail, with great potential to harm both the natural landscape and the vulnerable communities that the pipeline would pass through.

- *ExxonMobil Corp. v. Office of the Attorney General*: In response to the Massachusetts Attorney General's investigation of ExxonMobil for concealing its knowledge of climate change, ExxonMobil brought suit to set aside the investigation. Paul, Weiss and Williams & Connolly both represented ExxonMobil in the litigation.

**Lobbying:** Many elite law firms send lobbyists to D.C. to advance the fossil fuel industry's agenda with legislators and agencies. These lobbying priorities include preserving federal subsidies for fossil fuels, [11] obtaining liability shields for climate harms, [12] and blocking bills that would limit emissions. [13] Moreover, an insidious revolving door connects these law firm lobbyists to government regulators and oversight bodies, with the influence of the fossil fuel industry remaining the constant as lawyers move between the private and public sector.[14]

Our investigation found that Vault 100 firms received \$36.5 million in compensation for

federal lobbying on behalf of the fossil fuel industry from 2015 to 2019, while the firms received \$6.8 million to lobby for renewable energy. The firms' fossil fuel clients included:

- Drummond Company: Hogan Lovells accepted \$1.9 million to lobby for the interests of Drummond Company. Not only does the coal company's work have severe impacts on climate change, but labor leaders have repeatedly accused the company of collaborating with paramilitary death squads in Colombia. [15]
- American Petroleum Institute: McGuire Woods received \$960,000 in compensation for lobbying on behalf of the American Petroleum Institute. The trade association has been one of the largest supporters of climate misinformation campaigns. [16]
- Koch Industries: Both Akin Gump and Gibson, Dunn & Crutcher have accepted \$100,000 to lobby for Koch Industries.

## CASE STUDY:

### LAW FIRMS AND THE DAKOTA ACCESS PIPELINE

The Dakota Access Pipeline (DAPL) is a prime example of the role that law firms play throughout development of a destructive fossil fuel infrastructure project. In 2016, the Standing Rock Sioux and other tribes organized massive protests against the pipeline. The pipeline threatens Indigenous heritage and puts tribes' water supply at risk in addition to transporting 500,000 barrels of climate-endangering oil each day. [17] At least eight Vault 100 firms have supported the DAPL developers throughout the pipeline's development stages. These firms secured financing for the pipeline, lobbied for the oil companies behind the project, and have used the courts to fight environmental protections that hinder the pipeline's progress. Even though courts have repeatedly ruled the pipeline was improperly authorized, an army of lawyers for the fossil fuel industry has drawn out the litigation to ensure oil continues flowing through the pipeline to this day. [18] Below, we detail the involvement of Vault 100 law firms (names in red text) in lobbying, transactional work, and litigation behind the DAPL project.\*

\*Due to data constraints described in the Limitations section, not every case and transaction described in the following case study are quantified to generate the Climate Scores.



## DAKOTA ACCESS PIPELINE PROJECT

### LOBBYING

Law firms lobbied for the oil companies to obtain the necessary permits and easements to construct the pipeline.

### TRANSACTIONS

Law firms advised the oil companies on project financing and arranged the joint ventures.

### LITIGATION

Law firms litigated to keep pipeline construction moving forward and oil flowing, accelerating the climate crisis and violating Indigenous rights

#### I. Lobbying

**Law firms have assisted oil companies with lobbying:** Oil companies spent years pressuring federal, state, and local governments for the necessary permits and easements to construct the pipeline, with the help of Vault 100 firms. From 2013-2016, **Troutman Sanders** lobbied on behalf of Marathon, [19] while **DLA Piper** lobbied for Enbridge. in 2017. [20] The Army Corps of Engineers granted a permit to the pipeline after a fast-tracked process. [21]

#### II. Transactions

**Latham & Watkins and Norton Rose Fulbright** arranged joint ventures: Any one company would struggle to complete the \$3.78 billion DAPL project, so oil companies created new partnerships to allow them to move forward. **Latham & Watkins** advised Energy Transfer Partners on its joint venture with Phillips 66, [22] while **Norton Rose Fulbright** advised Enbridge on its joint venture with Marathon. [23]

#### Firms helped oil companies obtain ownership shares in Dakota Access LLC:

The joint ventures between Energy Transfer Partners and Phillips 66 and between Enbridge and Marathon ultimately came together to operate Dakota Access LLC. The four companies all held ownership stakes: Energy Transfer Partners with a 38% interest, Enbridge with 28%, Phillips 66 with 25%, and Marathon with 9%. [24] During this process, Energy Transfer Partners merged with Sunoco Logistics Partners, with their shared interest in the pipeline a major motivator of the merger. **Latham & Watkins** advised Energy Transfer Partners while **Vinson & Elkins** advised Sunoco. [25] Sunoco spilled more oil from onshore pipelines than any other company from 2010 to 2016: at least 203 times. [26]

### III. Litigation

#### **Construction on DAPL began in 2016 and the Standing Rock Sioux filed suit:**

Construction of the pipeline began in June 2016, and the next month the Standing Rock Sioux filed a lawsuit against the Army Corps of Engineers in a federal district court in Washington, D.C. The tribe—represented by the non-profit Earthjustice—argued that the Army Corps of Engineers violated environmental and historic preservation laws when it granted a permit for the pipeline and that the tribe's cultural survival was at stake. [27] Dakota Access LLC, represented by **Norton Rose Fulbright**, intervened to uphold the permits. [28]

#### **Mass protests sought to protect Indigenous rights—and Norton Rose Fulbright sued to stop them:**

Citing threats to their water supply and destruction of cultural heritage, Standing Rock tribe members organized camps to block the pipeline. As the #NoDAPL hashtag caught hold, thousands of people from around the country came to join the protests. Police responded to the protesters with brutality, [29] while **Norton Rose Fulbright** brought suit for a temporary restraining order against protesters in a North Dakota federal court. The court granted the request. [30]

#### **The Army Corps of Engineers committed to further environmental review, and Dakota Access brought in**

#### **additional legal firepower to fight back:**

As the case developed, Dakota Access hired **Gibson Dunn**, allowing the company's legal team to further outnumber the Standing Rock Sioux's. [31] When the Army Corps of Engineers announced that it would need to conduct further environmental review of the pipeline, **Norton Rose Fulbright** and **Gibson Dunn** filed a motion on Dakota Access LLC's behalf for construction to continue. [32]

#### **The Trump Administration pushed DAPL forward, but the district court ordered further environmental review:**

In response to a Trump Administration memo, the Army Corps of Engineers issued an easement for the project to go forward [33] and construction was completed in April 2017. But in June 2017, the federal district court in D.C. ruled that the Army Corps of Engineers' environmental review had not complied with the National Environmental Policy Act, particularly due to the risk of oil spills. [34]

#### **Gibson Dunn and Norton Rose Fulbright keep the oil flowing:**

**Gibson Dunn** and **Norton Rose Fulbright** argued that the pipeline must be allowed to continue operating while the government conducted further environmental review. [35] **Baker Botts**, on behalf of the North Dakota Petroleum Council, offered further support for their arguments. [36] In October 2017, the D.C. district court ruled that the pipeline could continue operating. [37]





**In 2019, Greenberg Traurig argued the Army Corps of Engineers was insufficiently harsh on protesters.** In July 2019, Greenberg Traurig initiated a separate suit on behalf of the state of North Dakota. The firm sought damages, arguing the Army Corps of Engineers did not adequately crack down on protesters. In August 2020, a federal district court in North Dakota ruled most of the claims could proceed. [38]

**In 2020, the environmental review was again ruled insufficient, but Gibson Dunn kept the case alive:** The Army Corps of Engineers finished its revision of the environmental review in July 2018 in a process tribes called “anemic” and a “sham.” [39] In March 2020, the federal district court ruled that the revised environmental review had failed to address significant gaps in its analysis. [40] When the district court ordered that the pipeline shut down while further environmental review was conducted, [41] Gibson Dunn appealed to the circuit court.

**The pipeline continues to transport oil across Indigenous lands and accelerate the climate crisis:** In August 2020, the circuit court reversed the district court’s order to shut down the pipeline. [42] Even after repeated rulings that the Dakota Access Pipeline was improperly authorized, law firms have ensured that it remains active and transporting oil.



## SECTION II:

# LAW FIRMS, LEGAL ETHICS, & THE CLIMATE CRISIS

Law firms choose their clients. When firms direct their limited time to transactional work, litigation, and lobbying for fossil fuel giants (which typically already have in-house counsel), those choices should be subject to criticism—particularly when firms boost their reputations with claims of social justice values while profiting off of the climate crisis. For one, many Vault 100 firms claim to support racial justice, but at the same time they represent the fossil fuel industry that pollutes communities of color and drives a climate crisis that disproportionately impacts communities of color. [43]

Even after lawyers have initiated representation of a fossil fuel client, American Bar Association (ABA) rules provide that they can withdraw from representation based on any “good cause,” including if “the client insists upon taking action that the lawyer considers repugnant or with which the lawyer has a fundamental disagreement.” [44] Lawyers of conscience should have a fundamental disagreement with the fossil fuel industry’s business model of condemning future generations to suffer on an increasingly uninhabitable planet marked by disaster, displacement, and loss of entire species and societies.

Furthermore, the existing legal professional ethics rules allow or require attorneys to disclose when “a client’s actions may result in reasonably certain death or substantial bodily harm.” [45] The fossil fuel industry, through its “greenhouse gas emissions causing climate change, likely meets that standard of harm” by “leading to over 100,000 attributable deaths per year” that “are only going to accelerate.” [46] Those harms arguably trigger the ethical responsibility for attorneys “to disclose the dangers of client activity related to climate change.” [47]

The aims of this report are not in conflict with the concept of right to counsel. If in the future fossil fuel executives faced criminal charges for fraud or other climate crimes, [48] the authors of this report would defend their 6th Amendment right to a public defender. [49] But law firms representing fossil fuel clients in civil proceedings are not advancing access to legal representation. While millions of Americans are forced to navigate the courts without a lawyer, [50] law firms are providing yet more legal firepower to multi-billion dollar corporations with their own legal departments. In doing so, they further tip the playing field toward high-paying climate destroyers and away from a livable future.



Moreover, the transactional and lobbying work identified in this report occurs outside of the adversarial court system where “there is, in theory, a neutral decision-maker and fair process.” [51] Law firms that choose to advance the fossil fuel industry’s corporate transactions and political agenda are engaged in “forward-looking, non-adversarial” work. In these settings, law firms cannot even claim to be neutral actors holding up the adversarial system.

The legal profession is slowly grappling with how ethical lawyering must evolve in an era of climate crisis. In August 2019, the ABA’s policymaking body adopted a resolution calling on governments and the private sector “to

recognize their obligation to address climate change” and “urg[ing] lawyers to engage in pro bono activities to aid efforts to reduce greenhouse gas emissions and adapt to climate change, and to advise their clients of the risks and opportunities that climate change provides.” [52]

However, increasing the amount of pro bono work a firm conducts—while very valuable—is insufficient. No Vault 100 firm dedicates more than 11% of its billable hours to pro bono clients, [53] and most dedicate substantially less. Law firms conduct the vast majority of their work for paying clients. Firms should align their paid work with a sustainable future by phasing out work for the

fossil fuel industry and supporting a just transition to renewable energy.

Law firms need not wait for a new ABA requirement or rule interpretation to do the right thing and align themselves with a sustainable future. The law students who boycotted firms over representation of the South African apartheid regime—and the firms who subsequently dropped those clients—were right to do so. [54] This report seeks to join that tradition by raising the alarm over the unconscionable magnitude of fossil fuel work that law firms are currently powering.



## SECTION III:

# METHODS

The methodology below describes how grades were calculated by category and how each law firm was assigned an overall Climate Score. The Climate Score for each law firm was derived from data across three different categories: **litigation, transactional work, and lobbying**. The dataset for each of the three categories only includes litigation, transactional, and lobbying work that was active from **2015-2019**. The dataset was compiled for all of the 2020 Vault 100 firms. [55] Microsoft Excel was used to store and process the compiled dataset.

This section first describes the data included in each of the three categories. Then, the section explains how firms were given a grade in each of the three categories. Finally, this section details how firms were given a Climate Score.

### I. Data Sources by Category


#### A. Litigation Data

This report gathers data from climatecasechart.com, [56] a publicly-available climate change litigation database compiled by the Sabin Center for Climate Change Law at Columbia Law School and Arnold & Porter. The site includes cases where climate change is a material issue of law or fact. From February to May of 2020, our research team examined all the available documents for the 1,252 cases in the U.S. litigation database. When possible, we utilized

courtlistener.com [57] to supplement information about which law firms represented parties in each case. We recorded which Vault 100 firms were involved in each case and which party to the case they were representing. We also included data regarding firms who filed amici on behalf of clients, so long as that data was available on either climatecasechart.com or courtlistener.com.

As we reviewed the documentation described, we distinguished between representation of clients in cases exacerbating climate change—for example, defending a fossil fuel company in a lawsuit brought by a state for damages caused by climate change—and representation of clients in cases seeking to mitigate climate change—such as representation of renewable energy companies or pro bono representation of environmental groups. Cases that were exacerbating climate change were coded as “E” while cases mitigating climate change were coded as “M” in this report's dataset.

Where cases were consolidated, we coded original cases separately but did not double count a firm's involvement in subsequently consolidated cases. A case counts towards the firm's total if the firm had any documented involvement in the case, irrespective of whether other firms also worked on the case. However, if a law firm has multiple clients on the same case, the case still only counts once toward their total. Even if a case reached



appellate courts, the case only counts once toward a firm's total. For each firm, we summed the total number of cases exacerbating climate change and, separately, summed the number of total cases mitigating climate change. Each case, regardless of the number of parties to the case or its perceived magnitude, was given equal weight in the firm's total number of cases.

In the total for each firm, we only include litigation that was active during the 2015-2019 period. Thus, any cases filed in 2020 were not included in this iteration of the report. However, cases that were active in 2020, but were filed in a year prior, were included in the report because they were active during the 2015-2019 period.

We also performed several quality control checks on the litigation data. We examined each firm individually to ensure they did not have any duplicate cases counted toward their total number of cases. In addition, when a firm was not clearly on a side of the case mitigating or exacerbating climate change, we did not include that case in their total. For any cases that were more complex or had an array of documentation, multiple members of the research team reviewed the case documents to ensure the case was correctly coded as "E" or "M" in the final database.

All of the litigation data is available for download on the Law Students for Climate Accountability [website](#).\*

### B. Transactional Data

For transactional work, this report relies on the IJGlobal Project Finance and Infrastructure Transaction database, [58] which contains over 32,000 transactions. We also used additional sources to verify details about projects in the database, but the results of the report only reflect projects included in the IJGlobal database. The IJGlobal database contains a variety of different types of transactions across a range of categories: additional facility construction, asset acquisition, company acquisition, design-build, portfolio financing, primary financing, privatization, refinancing, and securitization. Law firms serve as advisors at every step in the transaction process for the fossil fuel industry, advising on regulatory and legal matters. [59]

We divided transactions in the database into two categories: fossil fuel transactions and renewable energy transactions. Fossil fuel transactions include any transactions in the IJGlobal database where "oil and gas" is listed as the transaction sector or "gas-fired," "oil-fired," or "coal-fired" is listed as one of the primary transaction sub-sectors. In

addition, we included coal mining transactions in the fossil fuel category. Thus, some of the transactions included in the fossil fuel category have minor renewable energy components, for example, acquisition of a company with largely fossil fuel holdings but some renewable energy holdings. For renewable energy transactions, we included transactions for the following energy sources: biofuels, biomass, large hydroelectric, small hydroelectric, geothermal energy, photovoltaic solar, off-shore wind, on-shore wind, thermal solar, and waste-to-energy plants. For both fossil fuels and renewable energy, we included transactions from worldwide locations. U.S.-based lawyers are often arranging the financing for these projects and advising on the legal risks, and these transactions are an enormous global contributor to greenhouse gas emissions and climate change.

Especially on higher value transactional work, there are often several firms working as legal advisors. To account for this, we divided the total value of a transaction by the number of firms working on it and counted only that portion toward a firm's total transactional work. While this method risks over-allocating transaction value to a firm if they only work on a small part of the transaction, there was no data to indicate the extent to which any single law firm

\*The March 16, 2021 update removed all 4 cases involving nuclear energy from the litigation data..



contributed to a given transaction where multiple firms were legal advisors. Thus, we divided the transaction value evenly across firms working on that transaction.

We calculated the firm's transactional work for both the fossil fuel industry and the renewable energy industry. For each of these two categories, the total transactional work is equal to the sum of the transactional work for which the firm was a legal advisor from 2015-2019. Importantly, this is not the amount of compensation that a firm received for its services. We do not have access to data on direct firm compensation for the transactional work at this time. However, this report's metric for law firms' transactional work highlights the extent to which firms enable the fossil fuel industry or support renewable energy development, in billions of dollars of transactions from 2015-2019.

We performed a variety of quality control tests on our dataset to ensure no

transactions are double counted for a firm and that each project is counted only once, as either a fossil fuel or renewable transaction. First, we utilized Excel's pivot table function to ensure that each unique identifier for a transaction is only counted once for any given firm. We removed any duplicate transactions. Then, we ran a search to ensure that no project was classified as both fossil fuel and renewable. We performed additional quality control checks to ensure that the sum functions we coded in Excel accurately capture the amount of transactional work each firm performed from 2015-2019.

Due to the proprietary nature of the IJGlobal data, we could not publish this dataset in full to our [website](#). To comply with IJGlobal's terms and conditions, we were only able to publish cumulative amounts of transactional work for law firms in the fossil fuel and renewable energy categories summed across the years 2015-2019. However, anyone who

wishes to fully examine the transactional data included in this report can purchase a license to the data from IJGlobal.

### C. Lobbying Data

The lobbying data used for this report was gathered from the Center for Responsive Politics' online database, OpenSecrets.org. The Center for Responsive Politics compiles data from mandatory lobbying disclosure reports filed with the Senate's Office of Public Records. These records only include federal lobbying.

We analyzed every Vault 100 firm appearing on OpenSecrets.org, limiting our search to lobbying activity from 2015 to 2019. The database lists all clients that each firm maintained each year and the amount of money the client paid the firm that year. We compiled the compensation that firms received from fossil fuel companies and associations representing fossil fuel companies as well as the compensation that firms received from renewable energy companies and

III: METHODS

associations representing renewable energy companies. Companies for whom the majority of their income is derived from fossil fuels, even if they engage in some renewable energy work, were classified as fossil fuel companies.

Unlike our transactional data, which reflects the overall value of the projects firms worked on, our lobbying data consists of the amount the law firm itself received in compensation. Although our dataset provides information on which companies employed Vault Law 100 firms as lobbyists, it does not include information about the precise laws and regulations a law firm lobbied for or against.

Similar to the litigation and transactional data, we performed quality control tests to ensure that the sum functions we used in Excel accurately count fossil fuel and renewable energy lobbying for each firm.

All of the lobbying data is available for download on the Law Students for Climate Accountability [website](#).

II. Grades by Category

First, each firm was given a grade from A through F in each of the three categories separately. Criteria for each letter grade by category are described in Table 1, below. For the B through F grades in Table 1, the meaning of “net” impact is as follows.

- **Litigation:** The “net” number of climate change cases for a firm is equal to the number of cases a firm is involved in exacerbating climate change and/or its impacts minus the number of cases the firm is involved in that mitigate climate change and/or its impacts.
- **Transactional work:** The “net” transactional work for a firm is equal to their transactional work for the fossil fuel industry minus their transactional work for the renewable energy industry (in USD).
- **Lobbying:** The “net” lobbying work for a firm is equal to their lobbying work for the fossil fuel industry minus their lobbying work for the renewable energy industry (in USD).

TABLE 1: CRITERIA FOR GRADES BY CATEGORY

	LITIGATION Cases active 2015-2019	TRANSACTIONS Sum of transaction value 2015-2019	LOBBYING Sum of lobbying compensation for firms 2015-2019
A	No cases exacerbating climate change, at least one case mitigating climate change.	No transactional work for the fossil fuel industry & some transactional work for the renewable energy industry.	No lobbying for the fossil fuel industry & some lobbying for the renewable energy industry.
B*	Number of cases mitigating climate change meets or exceeds the number of cases exacerbating climate change.	Transactional work for the renewable energy industry meets or exceeds transactional work for the fossil fuel industry.	Lobbying work for the renewable energy industry meets or exceeds lobbying work for the fossil fuel industry.
C	1-2 net climate change cases.	Greater than \$0 to \$1 billion net transactional work for the fossil fuel industry.	Greater than \$0 to \$100,000 net lobbying for the fossil fuel industry.
D	3-7 net climate change cases.	\$1 billion to \$20 billion net transactional work for the fossil fuel industry.	\$100,000 to \$2 million net lobbying for the fossil fuel industry.
F	8+ net climate change cases.	\$20 billion+ net transactional work for the fossil fuel industry.	\$2 million+ net lobbying for the fossil fuel industry.

\*Firms that do not conduct any work in a category also receive a B grade for that category. Firms that meet both the A and B criteria for a category receive an A grade.

The numerical cutoffs for the grades in Table 1 were established as follows. First, we examined the distribution of values across each category to identify a cutoff point for the F grade in each category. The distributions of the data in each category are included below in Figures 3, 4, and 5, with grade cutoffs indicated by shaded backgrounds. As the figures illustrate, the F grade only captures the law firms with an outsized impact in the category. All three categories demonstrate right-skewed distributions with a small number of law firms at the very high end of net work exacerbating climate change in the category. These firms at the far right side of the distribution in a category receive an F in that category. The firms receiving a C have a relatively small amount of work in the category compared to their peers while the firms receiving a D have a moderate amount of work in the category compared to their peers. Notably, for the transactional category, because many law firms support fossil fuel transactions on such an enormous scale, even

\$900 million dollars of net fossil fuel transactional work from 2015-2019 is considered a “small” amount of work.

**II. Climate Scores**

Then, firms were given a Climate Score as described in Table 2 below. To receive an A+ Climate Score, the firm must sign the Law Firm Climate Responsibility Pledge included in this report. The Pledge requires that firms stop taking on new fossil fuel clients, completely phase out existing fossil fuel work by 2025, and continue to take on renewable energy industry work and litigation to fight climate change. Firms receive an A for their Climate Score if they meet the criteria for an A grade in at least one of the three categories and have no lobbying nor transactional work on behalf of the fossil fuel industry and no cases exacerbating climate change. After A Climate Scores were awarded, remaining firms received a B, C, D or F Climate Score **equal to their worst grade in any of the three categories.**

TABLE 2: CRITERIA FOR CLIMATE SCORE

CLIMATE SCORE	CRITERIA
A+	To receive an A+, a firm must sign the Law Firm Climate Responsibility Pledge to stop taking on new fossil fuel industry work, continue to take on renewable energy industry work and litigation to fight climate change, and to completely phase out fossil fuel work by 2025. [60]
A	Firm meets the criteria for an A grade in at least one of the three categories and has no lobbying nor transactional work on behalf of the fossil fuel industry and no cases exacerbating climate change.
B	Lowest grade in any category is a B.
C	Lowest grade in any category is a C.
D	Lowest grade in any category is a D.
F	Lowest grade in any category is an F.



This overall grading method penalizes firms that are doing the most work to exacerbate climate change as compared to their peer Vault 100 firms any category. Some firms specialize in transactional work for the fossil fuel industry while others specialize in defending the fossil fuel industry in climate change litigation. With this overall grading, we hope to encourage firms to reduce their climate impacts and address the areas where they are doing the most to exacerbate climate change. In addition, a firm cannot simply, for example, do a small amount of additional lobbying work for the renewable energy industry to outweigh hundreds of billions of dollars of fossil fuel industry transactional work. In addition, the F score cutoff for each category captures only the firms with the largest contribution of work in each category. In light of the accelerating climate crisis, our scorecard provides top scores only to the firms that adhere to a standard of care for the climate that is compatible with mitigating global climate change and ensuring a stable climate system. Only firms that conduct no work for the fossil fuel industry and no litigation to exacerbate climate change while conducting some work for the renewable energy industry or litigation to mitigate the climate crisis can receive an A as their Climate Score. Furthermore, only firms that conduct, on net, no work to exacerbate climate change across the three categories can receive a B as their Climate Score.

“ WE HOPE TO ENCOURAGE FIRMS TO REDUCE THEIR CLIMATE IMPACTS AND ADDRESS THE AREAS WHERE THEY ARE DOING THE MOST TO EXACERBATE CLIMATE CHANGE.

“ OUR SCORECARD PROVIDES TOP SCORES ONLY TO FIRMS THAT ADHERE TO A STANDARD OF CARE FOR THE CLIMATE THAT IS COMPATIBLE WITH MITIGATING GLOBAL CLIMATE CHANGE AND ENSURING A STABLE CLIMATE SYSTEM.



FIG. 3: HISTOGRAM OF NET LITIGATION EXACERBATING CLIMATE CHANGE

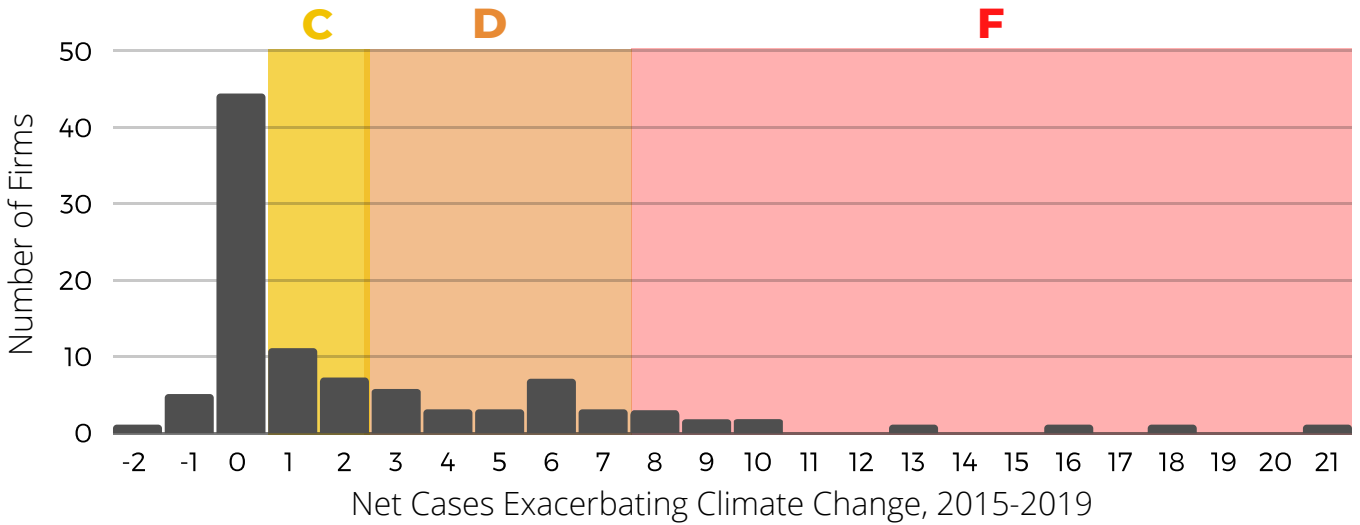


FIG. 4: HISTOGRAM OF NET TRANSACTIONAL WORK FOR FOSSIL FUEL INDUSTRY

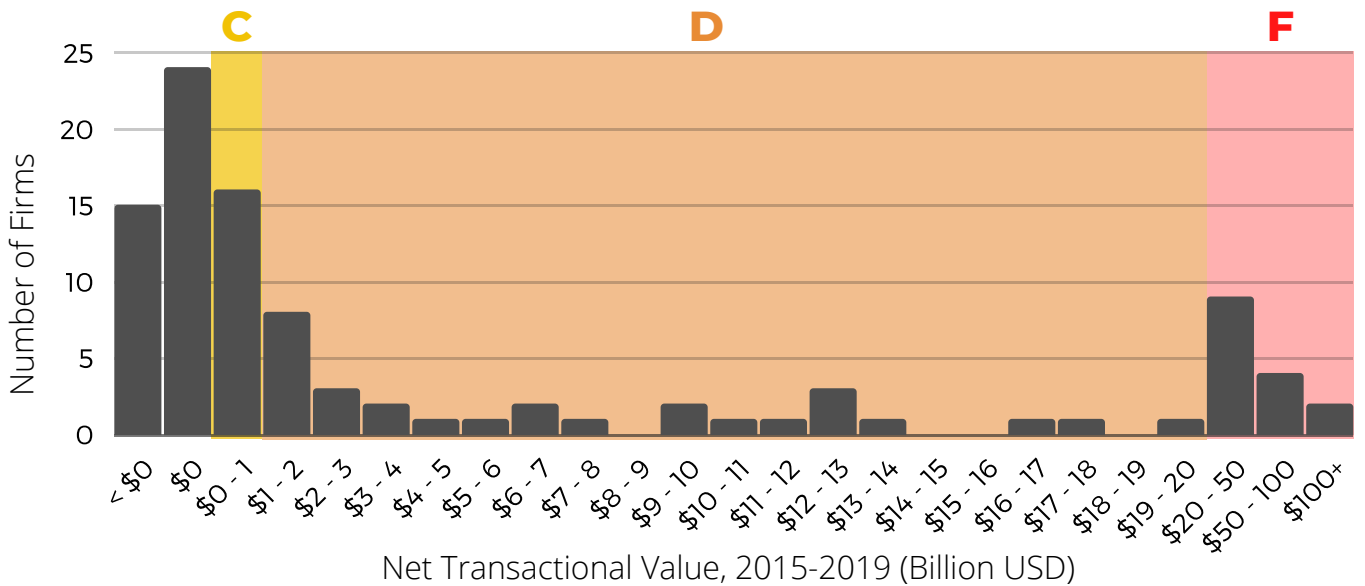
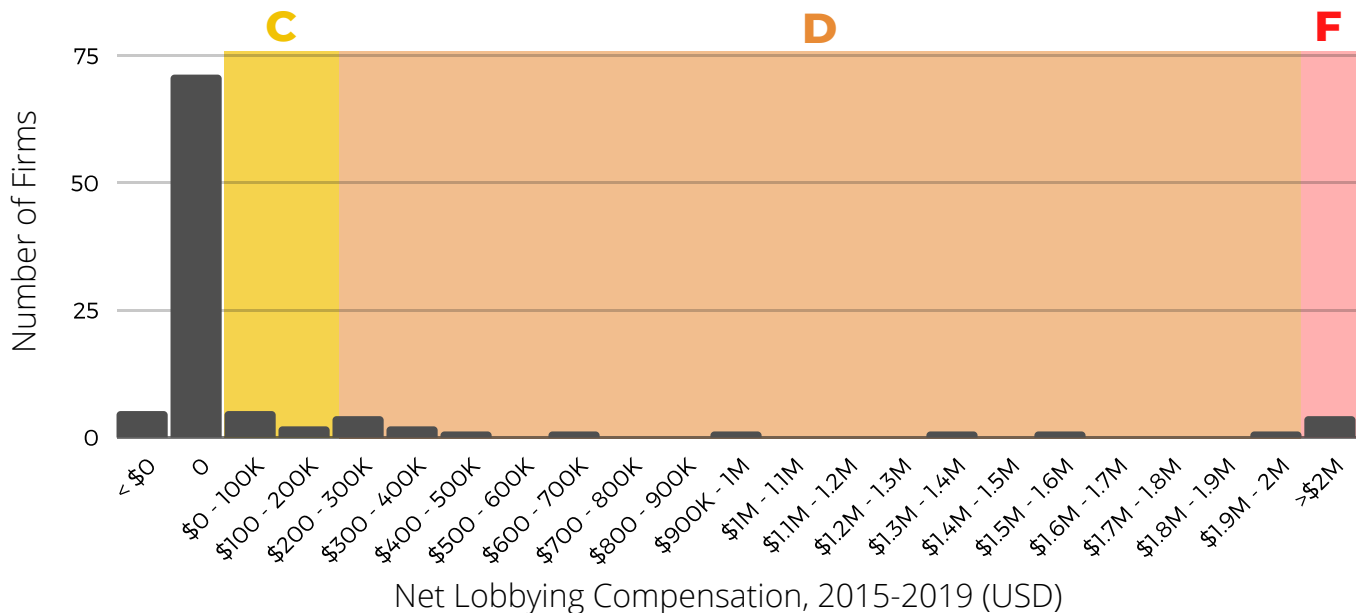


FIG. 5: HISTOGRAM OF NET LOBBYING WORK FOR FOSSIL FUEL INDUSTRY



## SECTION IV:

# RESULTS

### KEY TAKEAWAYS

- Overall, Vault 100 law firms conduct **5 to 10 times more** work to **exacerbate climate change** than mitigate climate change
- Some Vault 100 law firms conduct **significantly more work than others** to exacerbate climate change

TABLE 3: NUMBER OF VAULT 100 FIRMS WITH EACH CLIMATE SCORE

CLIMATE SCORE	NUMBER OF FIRMS
<b>A</b>	<b>4</b>
<b>B</b>	<b>14</b>
<b>C</b>	<b>17</b>
<b>D</b>	<b>39</b>
<b>F</b>	<b>26</b>

This report and accompanying dataset is the first of its kind to shed light on the role of top law firms in the climate crisis. Law firms cannot escape scrutiny for their actions in support of the fossil fuel industry and to exacerbate climate change.

The results show that, as a whole, Vault 100 law firms are doing five to ten times more work to exacerbate the climate crisis than mitigate it, depending on the category. At this time, only four firms meet the criteria for a Climate Score of A and only 14 firms receive a Climate Score of B. 82% percent of Vault 100 firms receive a Climate Score of C or below.

While the majority of Vault 100 firms receive a Climate Score of C or D, approximately one-quarter of firms receive a Climate Score of F. These 26 firms are most in active in litigation, transactional work, and lobbying that exacerbates climate change, with respect to their peers. This report draws attention to the disparities within the Vault 100 firms. The following graphs and tables summarize the results for the Vault 100 Firms. Appendix A includes tables with the underlying data for the report and ranks by category.

**TABLE 4: NUMBER OF VAULT 100 FIRMS WITH EACH GRADE BY CATEGORY**

GRADE BY CATEGORY	LITIGATION	TRANSACTIONS	LOBBYING
<b>A</b>	<b>4</b>	<b>10</b>	<b>1</b>
<b>B</b>	<b>45</b>	<b>29</b>	<b>75</b>
<b>C</b>	<b>19</b>	<b>16</b>	<b>6</b>
<b>D</b>	<b>23</b>	<b>29</b>	<b>14</b>
<b>F</b>	<b>9</b>	<b>16</b>	<b>4</b>

## Top 5 Worst Firms for **Litigation**

Net cases exacerbating climate change, 2015-2019

1. Paul Weiss: 21 cases (7x the average)
2. Gibson Dunn: 18 cases
3. Sidley Austin: 16 cases
4. Latham & Watkins: 13 cases
5. Tie: Baker & Hostetler / Baker Botts: 10 cases

## Top 5 Worst Firms for **Transactions**

Net transactional work for fossil fuel industry, 2015-2019

1. Allen & Overy: \$153,365,000,000 (15x the average)
2. Vinson & Elkins: \$108,217,000,000
3. Latham & Watkins: \$94,815,000,000
4. Clifford Chance: \$83,708,000,000
5. Milbank: \$59,180,000,000

## Top 5 Worst Firms for **Lobbying**

Net compensation from lobbying for fossil fuel industry, 2015-2019

1. Hogan Lovells: \$7,085,000 (24x the average)
2. Akin Gump: \$6,820,000
3. Squire Patton Boggs: \$4,755,000
4. McGuire Woods: \$2,320,000
5. Steptoe & Johnson: \$1,920,000

## Top 5 Worst Firms for Coal Transactions

Value of coal transactional work, 2015-2019

1. Allen & Overy: \$14,342,000,000
2. Hogan Lovells: \$9,181,000,000
3. Clifford Chance: \$7,302,000,000
4. Milbank: \$6,461,000,000
5. White & Case: \$6,444,000,000

## Best Firms for Litigation Mitigating Climate Change

Net cases mitigating climate change, 2015-2019

1. Cozen O'Connor: 2 cases
2. Tie: Baker McKenzie / Davis Wright Tremaine /  
Dechert / WilmerHale / McDermott Will & Emery:  
1 case

## Best Firms for Renewable Energy Transactions

### Net transactional work for renewable energy industry, 2015-2019

1. Winston & Strawn: \$6,651,000,000
2. Troutman Sanders: \$1,927,000,000
3. Foley & Lardner: \$1,422,000,000
4. Orrick, Herrington & Sutcliffe: \$1,312,000,000
5. Munger, Tolles & Olson: \$1,175,000,000

## Best Firms for Renewable Energy Lobbying

### Net compensation for lobbying for renewable energy industry, 2015-2019

1. Arent Fox: \$980,000
2. Skadden: \$530,000
3. Holland & Knight: \$430,000
4. Tie: Troutman Sanders / WilmerHale: \$10,000

## SECTION V:

# LIMITATIONS

### OVERVIEW

- Data availability
- Sectors covered
- Mixed transactions
- Only federal lobbying
- Subjective element of grading



This report is the first of its kind to grade every Vault 100 law firm on their role in the climate crisis. We hope that this report will be the first of many on this topic. In this section, we acknowledge the limitations of our report and provide suggestions for how to build on the research included in this report.

We detail the limitations of our report below, which broadly reflect two major themes. First, our data almost certainly underestimates the role of law firms in the climate crisis. Rather than using any projections or modeling, this report only includes documented involvement of law firms from three databases. While we used the most comprehensive databases available, none claim to be fully comprehensive. As a result, there is certainly work by Vault 100 firms to exacerbate climate change that is not included in this report. There is no reason to believe this missing data is systematically biased with respect to the relative degree to which firms mitigate or exacerbate climate change. Second, although we use the grading system we believe to be fairest, any grading system



involves subjective factors, emphasizing certain criteria more than others. Developing a fair grading system was further complicated by the fact that our three categories of data all use different units. We recognize other authors may have chosen a different way to compile data from each of those units into a composite score. However, our grading system balances competing considerations, including factoring in firms' renewable energy work and litigation to mitigate climate change when calculating their score.

### **I. Limitations Applicable to All Categories**

While our report includes the best available data detailing the role of law firms in the climate crisis, we recognize that the report does not cover every possible role law firms play.

First, our report includes only a portion of all of the firms' litigation on behalf of fossil fuel companies. The data source for litigation, [climatecasechart.com](https://climatecasechart.com), only includes cases where climate change is a material issue of law or fact. In addition, there is no comprehensive database of how much pro-bono or other litigation Vault Law 100 firms conduct to mitigate the climate crisis. This report relies on pre-existing databases for litigation, transactions, and lobbying data, and we thus opted not to include any piecemeal information on

firms' pro-bono work or firms' other litigation to support the fossil fuel industry to avoid incompleteness. Notably, no Vault Law 100 firm dedicates more than 11% of its billable hours to pro bono clients, and most dedicate substantially less. Thus, pro-bono work does not represent the vast majority of day-to-day work that the firms conduct. We hope to address firms' pro-bono work to mitigate the climate crisis and firms' broader litigation work to support the fossil fuel industry in a future iteration of this report or another research study. We encourage law firms to make this data available.

In addition, we do not include litigation, lobbying, and transactional work for the full range of sectors that have climate change impacts. For example, we do not include the role of law firms in supporting mining other than for fossil fuels, industrial logging, industrialized agriculture and the meat industry. Furthermore, this report does not include firms' and firm partners' contributions to politicians and political organizations that contribute to the climate crisis. Some firms and firm partners contribute to politicians supporting tax breaks, subsidies, and deregulation of the fossil fuel industry or denial of climate science. We think these are both excellent areas for further research that are beyond the scope of this report.

### **II. Limitations in Each Category**

In addition to limitations on the types of data we were able to include in the report, we address the limitations of each category of data we include in the report.

**For litigation**, each case exacerbating climate change that a firm supports during the litigation adds one point to the firm's total number of cases exacerbating climate change. The same formula applies for cases mitigating climate change. One limitation of this method is that it does not account for the fact that some cases may have much broader impacts than other cases—geographically, with cascading impacts on precedent and policy, and in monetary terms. We opted to maintain one point for each case as the ramifications of ongoing cases are not yet known and cases vary widely in their types of climate change impacts.

In addition, we did not count cases from the database toward a firm's total if our team was unable to ascertain whether the firm was exacerbating climate change or seeking to mitigate climate change and its impacts with their representation of the client. Further, while we reviewed all of the materials available on [climatecasechart.com](https://climatecasechart.com) and supplemented our searches with [courtlistener.com](https://courtlistener.com) whenever

## V: LIMITATIONS

possible, we may not have been able to find documentation for every law firm participating on every case listed on [climatecasechart.com](https://climatecasechart.com). Last, our data only covers cases that proceeded to trial. We did not include disputes that were settled prior to trial if they were not documented on [climatecasechart.com](https://climatecasechart.com). Vault 100 firms provide extensive legal support in these scenarios and frequently seek to settle cases, but our litigation dataset does not cover this type of dispute due to lack of available data. For further review, all of the litigation data used in this report is available for download and review on our [website](#).

**For transactions**, the main limitation of our database is that we rely on IJGlobal's compilation of the data. While IJGlobal is the "industry's largest database of deals," it does not claim to be a fully exhaustive database of every transaction made from 2015-2019. However, this means our report, if anything, underestimates the transactional work law firms conduct for the fossil fuel and renewable energy industries. Furthermore, firms are allocated a dollar value for each transaction for which they are a legal advisor, based on the total transaction value divided by the numbers of firms that are legal advisors on the transaction. Some firms may play a smaller or larger role on a given transaction, which is not reflected in the methodology. However, we did not have access to data indicating the extent to which each firm was involved in the transaction. Thus, we divided the project value evenly across the firms.

In addition, as noted in the methods section, some projects have a mix of fossil fuel and renewable energy work. We opted to classify mixed

transactions as fossil fuel transactions where either "oil & gas" was the primary transaction sector or oil-fired, coal-fired, gas-fired or multiple of these three categories were the transaction's primary sub-sectors. The energy system is complex and often major oil and gas transactions include some renewable energy components. We did not want to omit major oil, gas, and coal transactions simply because there was a small amount of renewable energy work attached to the company in the transaction. We opted to have the most inclusive definition of renewable energy, including transactions with hydroelectric and biofuels components. We recognize that biofuels are not universally sustainable. However, the database only includes in the renewable energy category transactions involving biofuels in conjunction with one or more other sources of renewable energy (i.e. wind, solar, or small hydroelectric power). We did not want to exclude renewable energy transactions that involve some amount of biofuels from consideration as part of a law firm's renewable energy transaction work. We do not include nuclear energy in the renewable energy category at this time.

Of the 1,448 fossil fuel transactions valued at \$1.316 trillion dollars across all Vault Law 100 firms from 2015-2019, 108 transactions valued at \$49.7 billion across all firms from 2015-2019 were mixed transactions. Thus, mixed transactions make up only 7.4% of the total number of fossil fuel transactions in the data set and only 3.7% of the total fossil fuel transaction value.





**For lobbying**, this report only takes federal lobbying into account. State and local lobbying is not included. Further, this report's lobbying data only includes clear examples of lobbying for the fossil fuel and renewable energy industries. Our data demonstrates which clients firms lobby for, but it does not provide certainty on what particular issues the firm addressed in their lobbying. Due to these uncertainties, we only included clients who were energy companies and trade associations. Therefore, although lobbying for organizations like the Chamber of Commerce or ALEC, electric utilities, or the automotive industry can have significant effects on climate policy, we did not include this data because the firm may have been lobbying on other issues.

All of the data we compiled for litigation and lobbying is available on our [website](#) for download and review. The transaction data is also available for license purchase.

### III. Limitations of the Grading System

Finally, we recognize the limitations with our grading system. First, we recognize that our overall grading system may be considered harsh to firms that receive B or C grades in some categories and an F in one category and still receive an

F Climate Score. However, this report seeks to hold firms accountable for the areas of legal practice where they contribute most to the climate crisis. Firms receiving an F in any category are an outsized contributor to the work exacerbating climate change in that category. Further, firms often receive better grades in a particular category because the firm does little work in that category. A small amount of work in a category may simply reflect that the firm does little litigation, transactional, or lobbying work rather than a particular focus on reducing contributions to the climate crisis. Our approach also avoids a need to mathematically convert or combine raw scores across the three different categories. Because the categories use different units—number of cases, total value of transactions, and lobbying income received—any conversion would require somewhat arbitrary conversion rates. Last, while our grading system can be harsh for individual firms, it allows for the recognition of improvements in the legal industry as a whole. A grading system averaging firms' ranks in particular categories would require the same distribution of Climate Scores in future versions of this report. In contrast, in our grading system, if the Vault 100 firms reduced their contributions to the climate crisis, the number of D and F Climate Scores could decrease.

At the same time, the Climate Scores in this report may be considered too lenient. A firm that performs an equal amount of work exacerbating climate change and addressing climate change still receives a B Climate Score, while firms with a C Climate Score and below are disproportionately exacerbating the climate crisis. Firms in the B through F range are graded based on their work exacerbating climate change minus their work mitigating climate change. This ensures that firms doing extensive work to support the renewable energy industry or mitigate climate change through litigation receive some credit for this, even if they also engage in harmful work for the fossil fuel industry. However, a firm cannot receive an A Climate Score if they do any work exacerbating the climate crisis or for the fossil fuel industry across the three categories. Thus, the A Climate Score is quite stringent and few firms receive an A at this time. Overall, we structured our grading system to balance the competing considerations when assigning firms Climate Scores.

“

THIS REPORT IS THE FIRST OF ITS KIND TO GRADE EVERY VAULT 100 LAW FIRM ON THEIR ROLE IN THE CLIMATE CRISIS.

“

OUR DATA ALMOST CERTAINLY UNDERESTIMATES THE ROLE OF LAW FIRMS IN THE CLIMATE CRISIS.

“

OUR GRADING SYSTEM BALANCES COMPETING CONSIDERATIONS, INCLUDING FACTORING IN FIRMS' RENEWABLE ENERGY WORK AND LITIGATION TO MITIGATE CLIMATE CHANGE WHEN CALCULATING THEIR SCORE.

## SECTION VI:

**RECOMMENDATIONS****LAW STUDENTS**

**We call on law students** to take the Law Student Climate Pledge, included in the “Commitments” Section of this report. Depending on the student’s personal and financial circumstances, they can pursue some of the following actions. While no one action is required for students signing the pledge, the following actions are encouraged and in line with the goal of the pledge:

- Disseminate this report within the student’s law school community to raise awareness about the role of the legal industry in the climate crisis.
- During interviews and firm networking events, ask partners and associates about their representation of specific fossil fuel companies.
- If the student takes a job at a firm, enquire about the ways in which the law firm is taking bold action to confront climate change and advocate for the firm to take greater action to address their role in the climate crisis.
- If possible given the student’s personal and financial situation, reconsider which firms to work for based on the role of that firm in exacerbating the climate crisis.
- If possible given the student’s personal and financial situation, join national efforts to pledge not to work at a particular law firm given their extensive work supporting fossil fuel companies. (e.g. the #DropExxon pledge) [65]
- If possible given the student’s personal and financial situation, pledge to not work at any firm that represents the fossil fuel industry.

**LAW FIRMS:  
BUSINESS PRACTICES**

If a firm wishes to receive a better Climate Score in future reports, the firm can consult the Methods Section to see how firms were assigned Climate Scores. Firms can improve their Climate Scores if they reduce work for fossil fuel companies and increase work to address climate change.

- **Lobbying & Transactional Work: We call on firms to phase out** representation of fossil fuel companies and associations representing fossil fuel companies in lobbying and transactional matters. Further, firms should prioritize representation of renewable energy companies.
- **Litigation: We call on firms to refuse to take** on new clients in the fossil fuel industry and limit and phase out current representation of fossil fuel companies. Firms should also decline to take on and phase out cases that exacerbate climate change. Firms should also take on cases pushing against the fossil fuel industry and promoting stronger climate action.

**We call on firms to sign** the Law Firm Climate Responsibility Pledge included in this report to agree to stop taking on new fossil fuel industry work, continue to take on renewable energy industry work and litigation to fight climate change, and to completely phase out fossil fuel work by 2025.

## LAW FIRMS: DATA TRANSPARENCY

Based on the Limitations section of this report, we call on law firms to take the following action to increase transparency on their role in the climate crisis.

- **We call on law firms** to quantify and publish their pro-bono work conducted to mitigate global climate change (number of hours of work per year, total dollar value). Ideally, this work would be tracked in a database.
- **We call on law firms** to publish the number of cases for the fossil fuel industry for which they are of counsel and, if confidentiality permits, the total hours spent and compensation they received for working on these cases.
- **We call on law firms** to publish the total hours spent and compensation they received for working on transactions for the fossil fuel and renewable energy industries. This data should be disaggregated at least by subcategory (i.e. whether a project is in the coal, oil, or gas sector). This will supplement data on the transactions from the IJGlobal database.
- **We call on law firms** to publish the total hours spent and compensation they received in lobbying for state-level fossil fuel industry clients and related interest groups. Firms should also publish similar data for state-level renewable energy lobbying.

## LAW FIRM CLIENTS

**We call on law firm clients** who take climate change seriously to hire lawyers with values that match their own. If their existing counsel extensively represents the fossil fuel industry, clients should shift their business elsewhere.

**We call on law firm clients** hiring law firms to review this report and share it with other companies that hire outside law firms for legal representations. Clients should know whether their lawyers lend support to the fossil fuel industry and refuse to hire firms that work for the fossil fuel industry.

**We call on law firm clients** to push for greater transparency from law firms on their role in the climate crisis.



*As a member of the legal community, you have the power to help address our industry's role in the climate crisis. Please consider taking action today.*

## SECTION VII:

**COMMITMENTS**

The following are pledges that law firms and law students can make, respectively, to address the role of the legal industry in the climate crisis. Frequently asked questions about the Law Firm Climate Responsibility Pledge are available on the Law Students for Climate Accountability [website](#). Instructions for publicly committing to the pledges are also described on the [website](#).


## LAW STUDENTS

Recognizing the unprecedented immensity of the climate catastrophe, I, undersigned law student, pledge to do all that I can to stigmatize and ultimately eliminate the legal industry's complicity in perpetuating climate change. If my financial and other personal circumstances permit, I pledge to refuse to work for a law firm that represents fossil fuel industry clients. If my financial and other personal circumstances do not yet permit me to make such a refusal, I pledge to do all that I can to hold my firm accountable for its role in perpetuating climate change, to push it to discontinue its fossil fuel representation, and to fight for justice through a substantial pro bono practice.

## LAW FIRMS

"We, at the undersigned law firm, pledge to not take on work to support the fossil fuel industry, now and into the future.\* We further pledge to take on some work or continue to work in at least one of the following areas: to support renewable energy development, to address climate change, and to advance climate justice."

\*Effective immediately, all firms signing the pledge will not take on any new work to support the fossil fuel industry. Any firms signing the pledge that currently work to support the fossil fuel industry will phase out this work by 2025, at the latest.



## ENDNOTES

- [1] Drew Shindell, Greg Faluvegi, Karl Seltzer, & Cary Shindell, *Quantified, localized health benefits of accelerated carbon dioxide emissions reductions*, *Nature* (Mar 19, 2018), <https://www.nature.com/articles/s41558-018-0108-y>
- [2] See NALP, Covington & Burling, 2020, [https://www.cov.com/-/media/files/corporate/nalp-forms/nalp\\_dc.pdf](https://www.cov.com/-/media/files/corporate/nalp-forms/nalp_dc.pdf)
- [3] Camila Domonoske, *Better Late than Never? Big Companies Scramble to Make to Make Lofty Climate Promises*, NPR (Feb. 27, 2020), <https://www.npr.org/2020/02/27/806011419/better-late-than-never-big-companies-scramble-to-make-lofty-climate-promises#:~:text=Live%20Sessions-,Microsoft%2C%20Delta%2C%20BP%2C%20Ikea%20%2D%20Big%20Corporations%20Make%20Big,be%20enough%20on%20their%20own.>
- [4] Fossil Free, *1000+ Divestment Commitments*, <https://gofossilfree.org/divestment/commitments/>
- [5] No Fossil Fuel Money Pledge, *Pledge Signers*, <http://nofossilfuelmoney.org/pledge-signers/>
- [6] Bill McKibben, Alec Connon, & Elana Sulakshana, *The Climate Crisis Is Reshaping the World of Finance*, *Seattle Times* (Jan. 24, 2020), <https://www.seattletimes.com/opinion/the-climate-crisis-is-reshaping-the-world-of-finance/>
- [7] See Kyodo, *Thousands rally in Jakarta against Java power plant project backed by Japan*, *South China Morning Post* (May 11, 2016), <https://www.scmp.com/news/asia/southeast-asia/article/1943935/thousands-rally-jakarta-against-java-power-plant-project>.
- [8] Dena P. Adler, *U.S. Climate Change Litigation in the Age of Trump: Year Two*, Sabin Center for Climate Change Law (June 2019), <http://columbiaclimatelaw.com/files/2019/06/Adler-2019-06-US-Climate-Change-Litigation-in-Age-of-Trump-Year-2-Report.pdf>
- [9] David Hasemyer, *Fossil Fuels on Trial: Where the Major Climate Change Lawsuits Stand Today*, *Inside Climate News* (Jan. 17, 2020), <https://insideclimatenews.org/news/04042018/climate-change-fossil-fuel-company-lawsuits-timeline-exxon-children-california-cities-attorney-general>
- [10] Blake Nicholson, *Dakota Access Developer Sues Greenpeace in State Court*, *AP News* (Feb. 23, 2019), <https://apnews.com/c86795a2c7a64cb1b5c1f7e42c649dba>
- [11] Wal van Lierop, *Yes, Fossil Fuel Subsidies Are Real, Destructive and Protected by Lobbying*, *Forbes* (Dec. 6, 2019), <https://www.forbes.com/sites/walvanlierop/2019/12/06/yes-fossil-fuel-subsidies-are-real-destructive-and-protected-by-lobbying/>
- [12] Center for Climate Integrity, *What Do Big Oil and the Gun Lobby Have in Common? Exxon-Backed Carbon Tax Proposal Contains a Poison Pill: The Elimination of All Climate Liability Lawsuits*, <https://payupclimatepolluters.org/liability-waiver>
- [13] Andy Rowell, *Fossil Fuel Industry Has Spent Nearly \$2 Billion on Lobbying to Kill Climate Laws*, *Oil Change International* (July 20, 2018), <http://priceofoil.org/2018/07/20/fossil-fuel-industry-has-spent-nearly-2-billion-on-lobbying-to-kill-climate-laws/>
- [14] See, e.g., Derek Seidman, *FERC Revolving Door Continues as Top Lawyer Leaves for Fossil Fuel Lobbying Firm*, *DeSmogBlog* (Apr. 9, 2018), <https://www.desmogblog.com/2018/04/09/ferc-revolving-door-mcguirewoods-top-lawyer-perkins-fossil-fuel-lobbying-firm>; Donald Shaw & David Moore, *Top Democratic Law Firm Helps Oil Companies Dodge Climate Regulations*, *Sludge* (Mar. 25, 2020), <https://readsludge.com/2020/03/25/top-democratic-law-firm-helps-oil-companies-dodge-climate-regulations/>
- [15] See, e.g., Luis Jaime Acosta, *Colombia calls on Drummond coal officials to testify on paramilitaries*, *Reuters* (October 30, 2018), <https://www.reuters.com/article/us-colombia-drummond-court/colombia-calls-drummond-coal-officials-to-testify-on-paramilitaries-source-idUSKCN1N42NI>
- [16] See, e.g., Jie Jenny Zhou, *The United States of Petroleum*, *The Center for Public Integrity* (December 12, 2017), <https://apps.publicintegrity.org/united-states-of-petroleum/>
- [17] See Associated Press, *Dakota Access pipeline operator plans to double capacity*, *Associated Press* (June 20, 2019), <https://apnews.com/c8533574f48142ea9e08abb96e258bc7>



## ENDNOTES CONTINUED

[18] See Earthjustice, *The Standing Rock Sioux Tribe's Litigation on the Dakota Access Pipeline*, Earthjustice, <https://earthjustice.org/features/faq-standing-rock-litigation> (providing updates on the DAPL litigation)

[19] Open Secrets, *Lobbying Firm Profile: Troutman Sanders*, Open Secrets, <https://www.opensecrets.org/federal-lobbying/firms/summary?cycle=2016&id=D000022287>

[20] Open Secrets, *Lobbying Firm Profile: DLA Piper*, Open Secrets, <https://www.opensecrets.org/federal-lobbying/firms/summary?cycle=2017&id=D000021569>

[21] See, e.g., Earthjustice, *Oil, Water, and Steel*, Earthjustice, <https://earthjustice.org/features/oil-water-and-steel-the-dakota-access-pipeline>

[22] Latham & Watkins, Stephanie C. Vincent, Latham & Watkins, <https://www.lw.com/Reports/AttorneyBioReport.aspx?empid=09502>

[23] Norton Rose Fulbright, *US involved in US\$2Bn acquisition of oil pipeline system*, Norton Rose Fulbright (August 9, 2016), [https://www.nortonrosefulbright.com/en-us/news/0b4fc4f4/us-involved-in-us\\$2bn-acquisition-of-oil-pipeline-system](https://www.nortonrosefulbright.com/en-us/news/0b4fc4f4/us-involved-in-us$2bn-acquisition-of-oil-pipeline-system)

[24] Tim McLaughlin and Lisa Hampton, *Dakota pipeline investors could face major hit after adverse ruling*, Reuters (July 6, 2020), <https://www.reuters.com/article/us-usa-pipeline-energy-transfer-bonds/dakota-pipeline-investors-could-face-major-hit-after-adverse-ruling-idUSKBN2472GX>

[25] Brenda Sapino Jeffreys, *Latham, Vinson Lead on \$21B Pipeline Merger*, Texas Lawyer (Nov. 22, 2016), <https://plus.lexis.com/search?pdsearchterms=LNSDUID-ALM-TXLAWR-1202773052745&pdbyasscitatordocs=False&pdisurlapi=true&pdmfid=1530671&crd=488ccb7b-9d4a-46fb-8871-bef8bb7f37ac&cbc=0>

[26] Liz Hampton, *Sunoco, behind protested Dakota pipeline, tops U.S. crude spill charts* (Sept. 23, 2016), <https://www.reuters.com/article/us-usa-pipeline-nativeamericans-safety-i-idUSKCN11T1UW>

[27] Jimmy Hoover, *Sioux Tribe Says "Cultural Survival" At Stake in Pipeline Row*, Law360 (Aug. 24, 2016), <https://www.law360.com/articles/832438/sioux-tribe-says-cultural-survival-at-stake-in-pipeline-row>

[28] Stan Parker, *Dakota Access Fights Tribe's Bid To Stall \$3.8 Billion Pipeline*, Law 360 (Aug. 19, 2016), <https://www.law360.com/articles/830542/dakota-access-fights-tribe-s-bid-to-stall-3-8b-pipeline>

[29] CBS News, *Guards accused of unleashing dogs, pepper-spraying oil pipeline protesters*, CBS News (Sept. 5, 2016), <https://www.cbsnews.com/news/dakota-access-pipeline-protest-turns-violent-in-north-dakota/>

[30] Stan Parker, *Pipeline Co. Wins Restraining Order Against ND Protesters*, Law360 (Aug. 16, 2016), <https://www.law360.com/articles/828953/pipeline-co-wins-restraining-order-against-nd-protesters>

[31] Andrew Westney, *Dakota Access Asks Judge To Force Corps' Hand on Pipeline*, Law360 (Nov. 15, 2016), <https://www.law360.com/articles/862655/dakota-access-asks-judge-to-force-corps-hand-on-pipeline>

[32] Christine Powell, *Dakota Access Asks Court To Rule Corps Gave It Permission*, Law360 (Dec. 6, 2016), <https://www.law360.com/articles/869361/dakota-access-asks-court-to-rule-corps-gave-it-permission>

[33] Jimmy Hoover, *Sioux Tribe Fears Trump Memo Dooms Dakota Pipeline Fight*, Law360 (Jan. 30, 2016), <https://www.law360.com/articles/886064/sioux-tribe-fears-trump-memo-dooms-dakota-pipeline-fight>

[34] Christine Powell, *Dakota Access Pipeline To Get Deeper Enviro Review*, Law360 (June 15, 2017), <https://www.law360.com/articles/934938/dakota-access-pipeline-to-get-deeper-enviro-review>

[35] Christine Powell, Army, *Dakota Access Push to Keep Oil Flowing During Review*, Law360 (July 18, 2017), <https://www.law360.com/articles/945128/army-dakota-access-push-to-keep-oil-flowing-during-review>

[36] Kat Sieniuc, *ND Oil Group Blasts Bid To Shut Down Dakota Access Pipeline*, Law360 (July 24, 2017), <https://www.law360.com/articles/947078/nd-oil-group-blasts-bid-to-shut-down-dakota-access-pipeline>

[37] Andrew Westney, *Dakota Access Pipeline Can Operate During Enviro Review*, Law360 (Oct. 11, 2017), <https://www.law360.com/articles/973445/dakota-access-pipeline-can-operate-during-enviro-review>

## ENDNOTES CONTINUED

[38] Andrew Westney, *Army Corps Must Face Most ND Claims About DAPL Protests*, Law360 (Aug. 20, 2020), <https://www.law360.com/articles/1302723/army-corps-must-face-most-nd-claims-over-dapl-protests>

[39] Andrew Westney, *Tribes, Groups, Slam "Anemic" Dakota Access Pipeline Review*, Law360 (Aug. 27, 2019), <https://www.law360.com/articles/1192349/tribes-groups-slam-anemic-dakota-access-pipeline-review>

[40] Morgan Conley, *Dakota Access Permits Axed Due to "Gaps" In Corps Review*, Law360 (Mar. 25, 2020), <https://www.law360.com/articles/1257026/dakota-access-permits-axed-due-to-gaps-in-corps-review>

[41] Keith Goldberg, *Dakota Access Shutdown Piles On The Pain For Pipelines*, Law360 (July 6, 2020), <https://www.law360.com/articles/1289303/dakota-access-shutdown-piles-on-the-pain-for-pipelines>

[42] Michael Phillis, *DC Circ. Halts Order To Shut Down Dakota Access Pipeline*, Law360 (Aug. 5, 2020), <https://www.law360.com/articles/1298846/dc-circ-halts-order-to-shut-down-dakota-access-pipeline>

[43] See Vault Law Editors, *Law Firm & Law School Responses to the Black Lives Matter Movement*, Vault (June 11, 2020), <https://www.vault.com/blogs/vaults-law-blog-legal-careers-and-industry-news/law-firm-law-school-responses-to-the-black-lives-matter-movement> (compiling law firm statements about their commitment to racial justice and diversity); NAACP, *Environmental & Climate Justice* (2020), <https://www.naacp.org/issues/environmental-justice/> (describing how fossil fuel infrastructure directly pollutes communities and how climate change disproportionately impacts communities of color).

[44] American Bar Association, Model Rules of Professional Conduct, Rule 1.16: Declining or Terminating Representation (Apr. 14, 2020), [https://www.americanbar.org/groups/professional\\_responsibility/publications/model\\_rules\\_of\\_professional\\_conduct/rule\\_1\\_16\\_declining\\_or\\_terminating\\_representation/](https://www.americanbar.org/groups/professional_responsibility/publications/model_rules_of_professional_conduct/rule_1_16_declining_or_terminating_representation/)

[45] Victor Byers Flatt, *Disclosing the Danger: State Attorney Ethics Rules Meet Climate Change*, Utah Law Review, U of Houston Law Center No. 2019-A-8 at 9-10, <https://dx.doi.org/10.2139/ssrn.3340130>

[46] *Id.* at 37.

[47] *Id.*

[48] Ronald C. Kramer, *Carbon Criminals, Climate Crimes* (2020).

[49] U.S. Const. amend. VI.

[50] Lauren Sudeall & Darcy Meals, *Every Year, Millions Try to Navigate U.S. Courts Without a Lawyer*, The Conversation (Sep. 21, 2017), <https://theconversation.com/every-year-millions-try-to-navigate-us-courts-without-a-lawyer-84159>

[51] Judith A. McMorrow & Luke M. Scheuer, *The Moral Responsibility of the Corporate Lawyer*, 60 Catholic University Law Review 275, 278 (2010).

[52] American Bar Association, Resolution 111 (2019), <https://perma.cc/3EGB-Q4Z6>

[53] See NALP, Covington & Burling, 2020, [https://www.cov.com/-/media/files/corporate/nalp-forms/nalp\\_dc.pdf](https://www.cov.com/-/media/files/corporate/nalp-forms/nalp_dc.pdf)

[54] Valerie Marcus, *For A Lawyers' Boycott of South Africa: Ethics and Choice of Client*, 4 Yale Law & Policy Review 504 (1985).

[55] Vault Law Editors, *Vault Law's 2020 Prestige Rankings Are Here!*, (June 19, 2019), <https://www.vault.com/blogs/vaults-law-blog-legal-careers-and-industry-news/vault-laws-2020-prestige-rankings-are-here#:~:text=2020%20Vault%20Law%20100%20The%202020%20Vault%20Law,spot%20for%20the%20fourth%20year%20in%20a%20row.>[56] Sabin Center for Climate Change Law, *Climate Change Litigation Databases* (2020), <http://climatecasechart.com/>[57] Free Law Project, *Court Listener*, <https://www.courtlistener.com/>[58] IJGlobal, *Transaction Data* (2020), <https://ijglobal.com/data/search-transactions>

[56] Sabin Center for Climate Change Law, *Climate Change Litigation Databases* (2020), <http://climatecasechart.com/>

## ENDNOTES CONTINUED

[57] Free Law Project, *Court Listener*, <https://www.courtlistener.com/>

[58] IJGlobal, *Transaction Data (2020)*, <https://ijglobal.com/data/search-transactions>

[59] See The Legal 500, *Energy Transactions: Oil and Gas*, Legalease Ltd (2020), <https://www.legal500.com/c/united-states/industry-focus/energy-transactions-oil-and-gas/>

[60] The Law Firm Climate Responsibility pledge was released simultaneously with this report. Thus, at the time of publication of the report, no law firm in the report has yet signed the pledge or received an A+ Climate Score. The Law Students for Climate Accountability website will publish which firms choose to sign the pledge and revise the firms' Climate Scores to A+ accordingly.

[61] Examples of this law firm pro bono work to mitigate climate change include the following:  
<https://news.bloomberglaw.com/us-law-week/big-law-firms-draft-model-climate-laws-in-pro-bono-project>;  
<https://www.eenews.net/stories/1060207163>

[62] NALP, Covington & Burling, 2020, [https://www.cov.com/-/media/files/corporate/nalp-forms/nalp\\_dc.pdf](https://www.cov.com/-/media/files/corporate/nalp-forms/nalp_dc.pdf)

[63] <https://ijglobal.com/data/search-transactions>

[64] See, e.g., Sara Stefanini and Saim Saeed, *The good and the bad of biofuels*, Politico (July 19, 2016), <https://www.politico.eu/article/the-good-and-the-bad-of-biofuels-first-second-generation-wood-crop-waste/>

[65] Available at:  
[https://docs.google.com/forms/d/e/1FAIpQLSd2wBO9Or4gRx1wKleP\\_SwBm9TBar7IIIVRnQ\\_v00KDez4ysQ/viewform](https://docs.google.com/forms/d/e/1FAIpQLSd2wBO9Or4gRx1wKleP_SwBm9TBar7IIIVRnQ_v00KDez4ysQ/viewform)



## IMAGE CITATIONS

## IMAGE CITATIONS

*In order of appearance*

Marrah, Mike. "Powerplant in Black and White." <https://unsplash.com/photos/8687b4ITjhA>.

Gold, Dan. "Soil." <https://unsplash.com/photos/H0Jp8pX-0zw>.

Hendry, Patrick. "Industry." <https://unsplash.com/photos/6xeDIZgoPaw>.

Lizardo, Benjamin. "Fire Season." <https://unsplash.com/photos/icrhAD-qidc>.

Würth, Karsten. "Biedesheim." <https://unsplash.com/photos/0w-uTa0Xz7w>.

Pentin, Roman. "Pipeline." <https://unsplash.com/photos/T5QT2bmiD4E>.

Sikkema, Kelly. "Davenport." [https://unsplash.com/photos/\\_whs7FPfkwQ](https://unsplash.com/photos/_whs7FPfkwQ).

Ford, Jonathan. "Tourists in St. Mark's Square." <https://unsplash.com/photos/6ZgTEtvD16l>.

Tingey, Wesley. "Gavel." [https://unsplash.com/photos/9z9fxr\\_7Z-k](https://unsplash.com/photos/9z9fxr_7Z-k).

Tingey Injury Law Firm. "Lady Justice." <https://unsplash.com/photos/DZpc4UY8ZtY>.

Wilson, Michael. "Solar Panels." <https://unsplash.com/photos/Wp7wotWlbBk>.

Harris, Kevin. "North Sea Rig." <https://unsplash.com/photos/0u5iUOkqv4Y>.

Lautaro, Augustine. "Glacier Perito Moreno." [https://unsplash.com/photos/SH\\_oYiwg224](https://unsplash.com/photos/SH_oYiwg224).

O'Nolan, John. "Aerial View of a Green Forest." <https://unsplash.com/photos/uMWPrcRsrto>.

Marrah, Mike. "Powerplant in Black and White." <https://unsplash.com/photos/8687b4ITjhA>.

Anikin, Dimitry. "Mistelbach Wind Turbines." <https://unsplash.com/photos/OO1H55JsPUQ>.


Morith, Kristen. "Toronto." <https://unsplash.com/photos/IWpd8KixceA>.

Lim, Li-An. "Union Square." <https://unsplash.com/photos/ycW4YxhrWHM>.

Spiske, Markus. "The Climate Is Changing. Why Aren't We?" [https://unsplash.com/photos/1AaRGN\\_vyq0](https://unsplash.com/photos/1AaRGN_vyq0).

Lautaro, Augustine. "Glacier Perito Moreno." [https://unsplash.com/photos/SH\\_oYiwg224](https://unsplash.com/photos/SH_oYiwg224).

Gold, Dan. "Soil." <https://unsplash.com/photos/H0Jp8pX-0zw>.



# APPENDICES

## **Appendix A: Tables**

- Table 5: Climate Scores and Grade and Rank by Category for Vault 100 Firms
- Table 6: Litigation, Transactions, and Lobbying Data for Vault 100 Firms

Note: For rankings in Table 5, the firm with a "1" ranking has conducted the most net work exacerbating climate change in that category.

## **Appendix B: Law Firm Profiles**

Appendix B is available on the Law Students for Climate Accountability website as a separate document. Appendix B has a law firm profile for each Vault 100 Law Firm, including data from Tables 5 and 6 in Appendix A.

Table 5: Climate Scores and Grade and Rank by Category for Vault 100 Firms									
Firm Name	Vault Ranking	Climate Score	Litigation Grade	Transaction Grade	Lobbying Grade	Litigation Rank	Transaction Rank	Lobbying Rank	
Cravath, Swaine, & Moore	1	F	B	F	B	73	10	60	
Wachtell, Lipton, Rosen, & Katz	2	D	D	D	B	26	17	60	
Skadden, Arps, Slate, Meagher, & Flom	3	F	B	F	A	73	16	99	
Sullivan & Cromwell	4	F	B	F	B	73	13	60	
Latham & Watkins	5	F	F	F	B	4	3	60	
Kirkland & Ellis	6	F	D	F	B	18	12	60	
Davis Polk & Wardwell	7	D	C	D	B	36	22	60	
Simpson Thacher & Bartlett	8	F	B	F	B	73	9	60	
Gibson, Dunn, & Crutcher	9	F	F	D	C	2	27	19	
Paul, Weiss, Rifkind, Wharton & Garrison	10	F	F	D	B	1	35	60	
Weil, Gotshal & Manges	11	D	B	D	B	73	23	60	
Sidley Austin	12	F	F	D	C	3	24	23	
Quinn Emmanuel Urquhart & Sullivan	13	C	C	B	B	45	74	60	
Cleary Gottlieb Steen & Hamilton	14	D	B	D	B	73	25	60	
Covington & Burling	15	D	D	D	D	23	36	8	
Jones Day	16	D	D	D	B	26	30	60	
White & Case	17	F	C	F	B	45	6	60	
Debevoise & Plimpton	18	C	C	C	B	45	58	60	
Williams & Connolly	19	C	C	B	B	45	74	60	
Ropes & Gray	20	D	B	D	B	73	38	60	
Paul Hastings	21	D	B	D	B	73	28	60	
WilmerHale	22	B	B	B	B	97	74	97	
Morrison & Foerster	23	D	C	D	B	36	44	60	
Boies Schiller Flexner	24	C	D	C	B	73	57	60	
Milbank	25	F	B	F	B	73	5	60	
O'Melveny & Myers	26	D	D	A	B	23	90	60	
Hogan Lovells	27	F	F	D	F	8	26	1	
Cooley	28	B	B	B	B	73	74	60	
Proskauer Rose	29	C	B	C	B	73	56	60	
Akin Gump Strauss Hauer & Feld	30	F	B	D	F	73	21	2	
Arnold & Porter Kaye Scholer	31	D	D	B	C	13	74	20	
Baker McKenzie	32	F	A	F	B	97	15	60	
DLA Piper	33	D	B	D	D	73	37	9	
Orrick Herrington & Sutcliffe	34	D	D	B	B	30	97	60	

Table 5: Climate Scores and Grade and Rank by Category for Vault 100 Firms

FIRM NAME	VAULT RANKING	CLIMATE SCORE	LITIGATION GRADE	TRANSACTION GRADE	LOBBYING GRADE	LITIGATION RANK	TRANSACTION RANK	LOBBYING RANK
Mayer Brown	35	D	D	D	D	18	19	15
Morgan, Lewis & Bockius	36	D	D	D	B	10	29	60
Goodwin Procter	37	B	B	B	B	73	74	60
Wilson Sonsini Goodrich & Rosati	38	A	B	A	B	73	95	60
King & Spalding	39	F	F	F	B	8	8	60
K & L Gates	40	D	D	C	B	23	61	60
Clifford Chance	41	F	B	F	B	73	4	60
Munger, Tolles & Olson	42	F	F	A	B	10	96	60
Winston & Strawn	43	B	B	B	B	73	100	60
Shearman & Sterling	44	F	B	F	B	73	7	60
Baker Botts	45	F	F	D	D	6	20	13
Linklaters	46	F	B	F	B	73	11	60
Allen & Overy	47	F	B	F	B	73	1	60
Fried, Frank, Harris, Shriver & Jacobson	48	C	B	C	B	73	54	60
Perkins Coie	49	D	D	A	D	18	89	16
Dechert	50	D	A	D	B	97	31	60
Willkie Farr & Gallagher	51	C	B	C	B	73	46	60
Cadwalader, Wickersham & Taft	52	D	B	D	B	73	43	60
Susman Godfrey	53	D	D	B	B	18	74	60
Alston & Bird	54	D	D	B	D	30	87	7
Dentons	55	D	B	D	C	73	33	21
Greenberg Traurig	56	D	D	C	D	18	55	6
McDermott Will & Emery	57	C	A	B	C	97	91	23
Freshfields Bruckhaus Deringer	58	F	B	F	B	73	14	60
Cahill Gordon & Rendell	59	D	B	D	B	73	32	60
Jenner & Block	60	C	D	C	B	36	53	60
Reed Smith	61	D	B	D	B	73	42	60
Pillsbury Winthrop Shaw Pittman	62	D	C	D	B	36	40	60
Vinson & Elkins	63	F	D	F	C	18	2	24
Holland & Knight	64	D	D	D	B	30	39	98
Baker & Hostetler	65	F	F	B	D	6	74	17
Norton Rose Fulbright	66	D	C	D	B	36	18	60
Irell & Manella	67	B	B	B	B	73	74	60
Nixon Peabody	68	C	C	C	B	36	47	60

Table 5: Climate Scores and Grade and Rank by Category for Vault 100 Firms

Firm Name	Vault Ranking	Climate Score	Litigation Grade	Transaction Grade	Lobbying Grade	Litigation Rank	Transaction Rank	Lobbying Rank
Crowell & Moring	69	D	D	C	D	10	48	18
Venable	70	D	D	B	D	30	74	14
Foley & Lardner	71	D	C	A	D	45	98	10
Squire Patton Boggs	72	F	D	C	F	13	52	3
Fish & Richardson	73	B	B	B	B	73	74	60
Sheppard, Mullin, Richter & Hampton	74	A	B	A	B	73	93	60
Steptoe & Johnson	75	D	C	B	D	45	74	5
McGuire Woods	76	F	D	D	F	30	34	4
Arent Fox	77	B	B	B	B	73	74	100
Fenwick & West	78	B	B	B	B	73	74	60
Locke Lord	79	D	B	D	B	73	41	60
Schulte Roth & Zabel	80	A	B	A	B	73	86	60
Katten Muchin Rosenman	81	D	C	B	D	45	74	11
Bryan Cave Leighton Paisner	82	C	C	A	B	45	94	60
Seyfarth Shaw	83	B	B	B	B	73	74	60
Pepper Hamilton	84	B	B	B	B	73	74	60
Fox Rothschild	85	C	C	A	B	45	92	60
Hughes Hubbard & Reed	86	D	B	D	B	73	45	60
Duane Morris	87	C	C	C	B	36	51	60
Haynes and Boone	88	D	D	C	B	18	49	60
Kramer Levin Naftalis & Frankel	89	C	B	C	B	73	60	60
Davis Wright Tremaine	90	B	B	B	B	97	74	60
Troutman Sanders	91	D	D	B	B	30	99	97
Blank Rome	92	D	B	C	D	73	59	12
Kilpatrick Townsend & Stockton	93	C	C	B	B	45	74	60
Ballard Spahr	94	C	B	C	B	73	50	60
Drinker Biddle & Reath	95	B	B	B	B	73	74	60
Mintz, Levin, Cohn, Ferris, Glovsky, & Popeo	96	B	B	B	B	73	74	60
Kellogg, Hansen, Todd, Figel, & Frederick	97	D	D	B	B	13	74	60
Foley Hoag	98	C	C	A	B	45	88	60
Littler Mendelson	99	B	B	B	B	73	74	60
Cozen O'Connor	100	A	A	B	B	100	74	60



Table 6: Litigation, Transactions, and Lobbying Data for Vault 100 Firms												
Firm Name	Vault Ranking	Cases Exacerbating Climate Change	Cases Mitigating Climate Change	Net Cases Exacerbating Climate Change	Fossil Fuel Transactions (USD B)	Renewable Energy Transactions (USD B)	Net Fossil Fuel Transactions	Fossil Fuel Lobbying Compensation (USD)	Renewable Energy Lobbying Compensation (USD)	Net Fossil Fuel Lobbying Compensation (USD)		
Cravath, Swaine, & Moore	1	0	0	0	32.032	0.223	31.809	0	0	0		
Wachtell, Lipton, Rosen, & Katz	2	4	0	4	20.379	1.3	19.079	0	0	0		
Skadden, Arps, Slate, Meagher, & Flom	3	0	0	0	31.744	11.28	20.463	0	530000	-530000		
Sullivan & Cromwell	4	0	0	0	25.694	0.555	25.138	0	0	0		
Latham & Watkins	5	14	1	13	110.958	16.143	94.815	0	0	0		
Kirkland & Ellis	6	6	0	6	26.186	0.830	25.356	0	0	0		
Davis Polk & Wardwell	7	2	0	2	13.955	1.858	12.097	0	0	0		
Simpson Thacher & Bartlett	8	0	0	0	46.311	9.544	36.767	0	0	0		
Gibson, Dunn, & Crutcher	9	18	0	18	11.075	1.904	9.171	100000	0	100000		
Paul, Weiss, Rifkind, Wharton & Garrison	10	21	0	21	5.376	3.05	2.326	0	0	0		
Weil, Gotshal & Manges	11	0	0	0	13.379	1.371	12.008	0	0	0		
Sidley Austin	12	16	0	16	12.43	1.256	11.174	280000	240000	40000		
Quinn Emmanuel Urquhart & Sullivan	13	1	0	1	0	0	0	0	0	0		
Cleary Gottlieb Steen & Hamilton	14	0	0	0	12.712	1.743	10.969	0	0	0		
Covington & Burling	15	5	0	5	3.637	1.409	2.228	1350000	0	1350000		
Jones Day	16	4	0	4	11.967	5.582	6.384	0	0	0		
White & Case	17	1	0	1	68.225	12.893	55.332	0	0	0		
Debevoise & Plimpton	18	1	0	1	0.075	0	0.075	0	0	0		
Williams & Connolly	19	2	1	1	0	0	0	0	0	0		
Ropes & Gray	20	0	0	0	2.075	0.113	1.963	0	0	0		
Paul Hastings	21	0	0	0	7.907	0.774	7.133	0	0	0		
WilmerHale	22	1	2	-1	0	0	0	80000	90000	-10000		
Morrison & Foerster	23	2	0	2	2.975	1.696	1.279	0	0	0		
Boies Schiller Flexner	24	0	0	0	0.104	0	0.104	0	0	0		
Milbank	25	0	0	0	71.998	12.818	59.18	0	0	0		
O'Melveny & Myers	26	5	0	5	0	0.12	-0.12	0	0	0		
Hogan Lovells	27	9	0	9	14.462	4.569	9.893	7085000	0	7085000		
Cooley	28	0	0	0	0	0	0	0	0	0		
Proskauer Rose	29	0	0	0	0.194	0	0.194	0	0	0		
Akin Gump Strauss Hauer & Feld	30	0	0	0	14.143	1.556	12.587	6870000	50000	6820000		
Arnold & Porter Kaye Scholer	31	9	2	7	0	0	0	80000	0	80000		
Baker McKenzie	32	0	1	-1	25.893	5.171	20.722	0	0	0		
DLA Piper	33	0	0	0	8.761	6.574	2.187	910000	0	910000		
Note: all values are the sum of work conducted by the firm from 2015 to 2019.												

Table 6: Litigation, Transactions, and Lobbying Data for Vault 100 Firms											
Firm Name	Vault Ranking	Cases Exacerbating Climate Change	Cases Mitigating Climate Change	Net Cases Exacerbating Climate Change	Fossil Fuel Transactions (USD B)	Renewable Energy Transactions (USD B)	Net Fossil Fuel Transactions	Fossil Fuel Lobbying Compensation (USD)	Renewable Energy Lobbying Compensation (USD)	Net Fossil Fuel Lobbying Compensation (USD)	
Orrick Herrington & Sutcliffe	34	5	2	3	7.554	8.866	-1.312	0	0	0	
Mayer Brown	35	6	0	6	22.21	5.68	16.53	440000	160000	280000	
Morgan, Lewis & Bockius	36	10	2	8	9.618	2.905	6.713	0	0	0	
Goodwin Procter	37	0	0	0	0	0	0	0	0	0	
Wilson Sonsini Goodrich & Rosati	38	0	0	0	0	1.039	-1.039	0	0	0	
King & Spalding	39	9	0	9	43.32	0.553	42.767	0	0	0	
K & L Gates	40	5	0	5	0.837	0.83	0.008	0	0	0	
Clifford Chance	41	0	0	0	115.649	31.941	83.708	0	0	0	
Munger, Tolles & Olson	42	9	1	8	0	1.175	-1.175	0	0	0	
Winston & Strawn	43	0	0	0	1.068	7.719	-6.651	0	0	0	
Shearman & Sterling	44	0	0	0	57.457	9.325	48.131	0	0	0	
Baker Botts	45	10	0	10	13.931	0.64	13.291	305000	0	305000	
Linklaters	46	0	0	0	52.354	26.871	25.483	0	0	0	
Allen & Overy	47	0	0	0	172.906	19.541	153.365	0	0	0	
Fried, Frank, Harris, Shriver & Jacobson	48	0	0	0	0.267	0.068	0.198	0	0	0	
Perkins Coie	49	7	1	6	0	0.1	-0.1	270000	10000	260000	
Dechert	50	0	1	-1	5.45	0.02	5.43	0	0	0	
Willkie Farr & Gallagher	51	0	0	0	0.61	0.004	0.606	0	0	0	
Cadwalader, Wickersham & Taft	52	0	0	0	1.388	0	1.388	0	0	0	
Susman Godfrey	53	6	0	6	0	0	0	0	0	0	
Alston & Bird	54	3	0	3	0.007	0.032	-0.025	1530000	0	1530000	
Dentons	55	0	0	0	5.949	2.24	3.71	350000	290000	60000	
Greenberg Traurig	56	6	0	6	1.433	1.238	0.196	1710000	0	1710000	
McDermott Will & Emery	57	0	1	-1	0.208	0.487	-0.279	40000	0	40000	
Freshfields Bruckhaus Deringer	58	0	0	0	27.932	3.473	24.458	0	0	0	
Cahill Gordon & Rendell	59	0	0	0	4.023	0	4.023	0	0	0	
Jenner & Block	60	3	1	2	0.235	0	0.235	0	0	0	
Reed Smith	61	0	0	0	1.653	0.212	1.442	0	0	0	
Pillsbury Winthrop Shaw Pittman	62	3	1	2	2.807	1.074	1.733	0	0	0	
Vinson & Elkins	63	6	0	6	109.783	1.565	108.217	20000	0	20000	
Holland & Knight	64	4	1	3	1.88	0.026	1.854	990000	1420000	-430000	
Baker & Hostetler	65	10	0	10	0	0	0	240000	0	240000	
Norton Rose Fulbright	66	2	0	2	48.137	30.233	17.903	0	0	0	
Irell & Manella	67	0	0	0	0	0	0	0	0	0	
Note: all values are the sum of work conducted by the firm from 2015 to 2019.											

Table 6: Litigation, Transactions, and Lobbying Data for Vault 100 Firms										
Firm Name	Vault Ranking	Cases Exacerbating Climate Change	Cases Mitigating Climate Change	Net Cases Exacerbating Climate Change	Fossil Fuel Transactions (USD B)	Renewable Energy Transactions (USD B)	Net Fossil Fuel Transactions	Fossil Fuel Lobbying Compensation (USD)	Renewable Energy Lobbying Compensation (USD)	Net Fossil Fuel Lobbying Compensation (USD)
Nixon Peabody	68	2	0	2	0.556	0	0.556	0	0	0
Crowell & Moring	69	9	1	8	0.51	0.058	0.452	155000	0	155000
Venable	70	3	0	3	0	0	0	360000	70000	290000
Foley & Lardner	71	1	0	1	0	1.422	-1.422	710000	60000	650000
Squire Patton Boggs	72	7	0	7	2.251	2.005	0.247	6220000	1465000	4755000
Fish & Richardson	73	0	0	0	0	0	0	0	0	0
Sheppard, Mullin, Richter & Hampton	74	0	0	0	0	0.33	-0.33	0	0	0
Steptoe & Johnson	75	1	0	1	0	0	0	2720000	800000	1920000
McCuire Woods	76	3	0	3	4.143	1.035	3.108	2320000	0	2320000
Arent Fox	77	0	0	0	0	0	0	110000	1090000	-980000
Fenwick & West	78	0	0	0	0	0	0	0	0	0
Locke Lord	79	0	0	0	1.797	0.074	1.723	0	0	0
Schulte Roth & Zabel	80	0	0	0	0	0.016	-0.016	0	0	0
Katten Muchin Rosenman	81	1	0	1	0	0	0	440000	0	440000
Bryan Cave Leighton Paisner	82	1	0	1	0	0.396	-0.396	0	0	0
Seyfarth Shaw	83	0	0	0	0	0	0	0	0	0
Pepper Hamilton	84	0	0	0	0	0	0	0	0	0
Fox Rothschild	85	1	0	1	0	0.3015	-0.302	0	0	0
Hughes Hubbard & Reed	86	0	0	0	1.105	0.073	1.032	0	0	0
Duane Morris	87	2	0	2	0.346	0	0.346	0	0	0
Haynes and Boone	88	6	0	6	0.412	0	0.412	0	0	0
Kramer Levin Naftalis & Frankel	89	0	0	0	0.025	0.015	0.01	0	0	0
Davis Wright Tremaine	90	2	3	-1	0	0	0	0	0	0
Troutman Sanders	91	3	0	3	0.495	2.422	-1.927	110000	120000	-10000
Blank Rome	92	0	0	0	0.015	0	0.015	740000	370000	370000
Kilpatrick Townsend & Stockton	93	1	0	1	0	0	0	0	0	0
Ballard Spahr	94	1	1	0	0.77	0.365	0.406	0	0	0
Drinker Biddle & Reath	95	0	0	0	0	0	0	0	0	0
Mintz, Levin, Cohn, Ferris, Glovsky, & Popeo	96	0	0	0	0	0	0	0	0	0
Kellogg, Hansen, Todd, Figel, & Frederick	97	7	0	7	0	0	0	0	0	0
Foley Hoag	98	2	1	1	0	0.026	-0.026	0	0	0
Littler Mendelson	99	0	0	0	0	0	0	0	0	0
Cozen O'Connor	100	0	2	-2	0	0	0	0	0	0
Note: all values are the sum of work conducted by the firm from 2015 to 2019.										